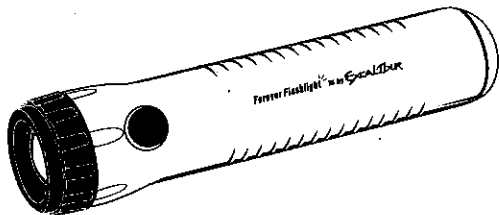




**Excalibur
Electronics**

Forever Flashlight III



www.ExcaliburElectronics.com

Model No. H422-M

Model No. H422-M-Y

Model No. H422-M-C

Model No. H422-M-CS

Download from Www.Somanuals.com. All Manuals Search And Download.

Congratulations on your purchase of Excalibur Electronics' Forever Flashlight III, the flashlight that *never* lets you down. At home, in the car, in your camper or boat or storm emergency kit, Forever Flashlight III is always ready, even if you haven't used or checked it for years!

Features

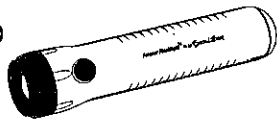
- 100% brighter than our previous popular model
- Holds a charge for up to 10 minutes of light
- Rechargeable capacitor
- Super-bright LED visible for over a mile
- Zero maintenance required
- Floats on water
- Water and weatherproof

Charging the Forever Flashlight III

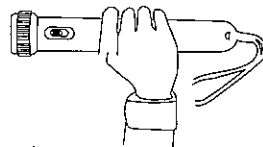
Your Forever Flashlight III never needs a battery. It is charged by shaking the unit. For best results, follow these steps in charging:

1. Turn the unit off. (See figure below, right.)
2. Hold the unit parallel to the ground and shake it with moderate force about two to three times per second. (See diagram at top of next page.)

NOTE: Shaking the unit too hard may cause damage. Shaking vertically won't charge the unit efficiently.



Your Forever Flashlight III will provide you with up to 10 minutes of light when charged for 30 seconds. If the unit is completely drained of energy, you should give the unit 90 shakes—or about 30 seconds of shaking at three shakes per second—to fully charge its capacitor. We recommend charging your flashlight for one minute the first time you use the Forever Flashlight III or after a long period of non-use.



Cautions

Forever Flashlight III generates a strong magnetic field that surrounds it. Keep the unit at least one foot away from medical devices, computers, magnetic storage media, or other devices such as:

- Pacemakers
- Credit cards
- Cassette tapes
- Televisions
- Computer disks
- Any device with a cathode ray tube (CRT)
- Video tapes

Do NOT attempt to remove the Light Emitting Diode (LED) or any internal part.

Special Care & Safety

- Avoid rough handling such as bumping or dropping.
- Use only warm water and mild soap to clean the housing.
- Rinse with fresh water.
- Do not look directly into the intense light.
- Clean the lens with glass-cleaning products.
- Do not use petroleum distillates (such as gasoline or kerosene) or solvents such as acetone to clean any part of the Forever Flashlight.

LIMITED ONE-YEAR WARRANTY

EXCALIBUR ELECTRONICS, INC., warrants to the original consumer that its products are free from any electrical or mechanical defects for a period of ONE YEAR from the date of purchase. If any such defect is discovered within the warranty period, EXCALIBUR ELECTRONICS, INC., will repair or replace the unit free of charge upon receipt of the unit, shipped postage prepaid and insured to the factory address shown at right.

The warranty covers normal consumer use and does not cover damage that occurs in shipment or failure that results from alterations, accident, misuse, abuse, neglect, wear and tear, inadequate maintenance, commercial use, or unreasonable use of the unit. Removal of the top panel voids all warranties. This warranty does not cover cost of repairs made or attempted outside of the factory.

Any applicable implied warranties, including warranties of merchantability and fitness, are hereby limited to ONE YEAR from the date of purchase. Consequential or incidental damages resulting from a breach of any applicable express or implied warranties are hereby excluded. Some states do not allow limitations on the duration of implied warranties and do

not allow exclusion of incidental or consequential damages, so the above limitations and exclusions in these instances may not apply.

The only authorized service center in the United States is:

Excalibur Electronics, Inc.
13755 SW 119th Ave
Miami, Florida 33186 U.S.A.
Phone: 305.477.8080
Fax: 305.477.9516

www.ExcaliburElectronics.com

Ship the unit carefully packed, preferably in the original carton, and send it prepaid, and adequately insured. Include a letter, detailing the complaint and including your daytime telephone number, inside the shipping carton.

If your warranty has expired and you want an estimated fee for service, write to the above address, specifying the model and the problem.

**PLEASE DO NOT SEND
YOUR UNIT WITHOUT
RECEIVING AN ESTIMATE FOR
SERVICING. WE CANNOT
STORE YOUR UNIT!**

Due to continuing improvements, actual product may differ slightly from the product described herein.

Free Manuals Download Website

<http://myh66.com>

<http://usermanuals.us>

<http://www.somanuals.com>

<http://www.4manuals.cc>

<http://www.manual-lib.com>

<http://www.404manual.com>

<http://www.luxmanual.com>

<http://aubethermostatmanual.com>

Golf course search by state

<http://golfingnear.com>

Email search by domain

<http://emailbydomain.com>

Auto manuals search

<http://auto.somanuals.com>

TV manuals search

<http://tv.somanuals.com>