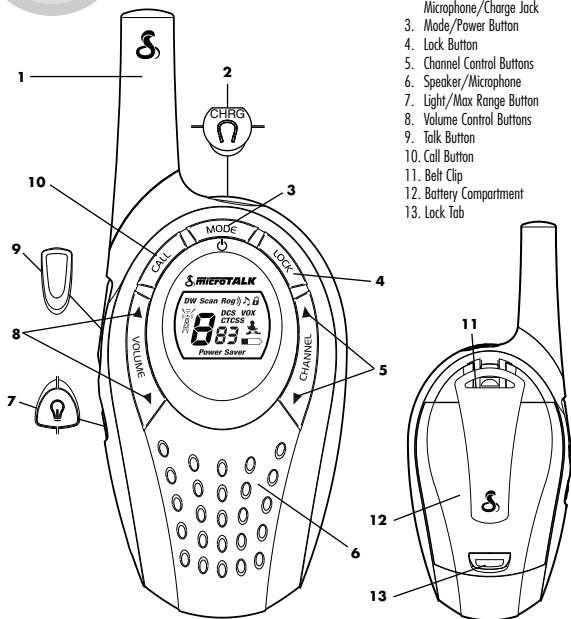




Two-Way Radio Model MT 800

ENGLISH

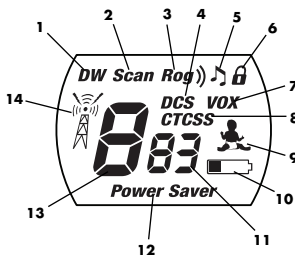


1. Antenna
2. External Speaker/
Microphone/Charge Jack
3. Mode/Power Button
4. Lock Button
5. Channel Control Buttons
6. Speaker/Microphone
7. Light/Max Range Button
8. Volume Control Buttons
9. Talk Button
10. Call Button
11. Belt Clip
12. Battery Compartment
13. Lock Tab

Product Features

- **Two-Way Radio**
with up to a 5 km (3 mile) range
- **8 Channels***
- **38 CTCSS Privacy Codes**
- **83 DCS Privacy Codes**
- **Backlit LCD Display**
- **Battery Saver** Circuitry
- **Maximum Range** Extender
- **VOX** Mode for Hands-Free Transmissions
- **Baby Monitor** Function
- **Call Alert** (10 Selectable Tones)
- **Scan** (Channel, Privacy Code)
- **Dual Watch** Programmable 2-Location Scan
- **Key Lock**
- **Auto Squelch**
- Selectable On/Off **"Roger Beep"**
Confirmation Tone
- Selectable On/Off **Keystroke Tone**
- **Combination Speaker/Microphone/Charging Jack**
- **Belt Clip**
- **Rapid Charger and Rechargeable Batteries**

**You are not allowed to use channels 1 and 2 in France.
This situation can change; please contact the French radio licensing
authority for more information.*



- | | |
|------------------------|---------------------------|
| 1. Dual Watch Icon | 8. CTCSS Icon |
| 2. Scan Icon | 9. Baby Monitor Icon |
| 3. Roger Beep Icon | 10. Battery Low Icon |
| 4. DCS Icon | 11. Privacy Code Numbers |
| 5. Keystroke Tone Icon | 12. Power Saver Icon |
| 6. Lock Icon | 13. Main Channel Number |
| 7. VOX Icon | 14. Receive/Transmit Icon |

MODE FUNCTIONS OPERATION

English

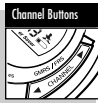
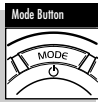
Keystroke Tones

With Keystroke Tones turned On, your radio will sound beeps each time you press a button or change a setting.

To Turn Keystroke Tones On or Off:

When you turn On your microTALK® radio for the first time, Keystroke Tones will be On.

1. Press the MODE button until the Keystroke Tones icon flashes on the display. The current ON or OFF setting is displayed.
2. Press the CHANNEL UP or CHANNEL DOWN button to turn Keystroke Tones On or Off.



3. When your desired Keystroke Tone Mode setting is displayed, choose one of the following:
 - a. Press the MODE button to enter the new setting and return to LISTENING MODE.
 - b. Press the LOCK button to enter the new setting and return to LISTENING MODE.
 - c. Do not press any buttons for 15 seconds to enter the new setting and return to LISTENING MODE.

The setting you select will be saved when you turn your radio off and on again. When Keystroke Tones are On, the keystroke tone icon will be displayed.

D.O.C., WARRANTY & CUSTOMER SERVICE

English

Declaration of Conformity

This declaration is the responsibility of the manufacturer/importer

Cobra Electronics Europe Limited
Dungar House
Northumberland Avenue
Dun Laoghaire
County Dublin, Ireland

Date: 15 January 2007

This certifies that the following designated product

PRIVATE MOBILE RADIO: MT 800
(Product Identification)

complies with the essential protection requirements of R & TTE Directive 1999/5/EC on the approximation of the laws of the Member States relating to Radio Spectrum Matters, EMC and Electrical Safety.

This declaration applies to all specimens manufactured in accordance with the attached technical documentation described in Annex II of the Directive which forms part of this declaration.

Assessment of compliance of the product (class 2.6) with the requirements relating to the essential requirements according to Article 3 R & TTE was based on Annex IV of Directive 1999/5/EC and the following standards:

Radio Spectrum: **EN 300 296-1 V1.1.1 (2001-03)**
EN 300 296-2 V1.1.1 (2001-03)

EMC: **EN 301 489-1 V1.5.1 (2004-11)**
EN 301 489-5 V1.3.1 (2002-08)

Electrical Safety: **EN 60950-1:2001 + A11:2004**

RF Exposure: **EN 50392 (2004-02)**

DUBLIN, IRELAND

MIKE KAVANAGH

Warranty & Customer Service

For warranty and customer service information, please contact your local dealer.

CE 0682

For use in EU countries, subject to local laws and regulations.

CEEL™ is a registered trademark of Cobra Electronics Europe, Ltd.

Snake design and microTALK® are registered trademarks of Cobra Electronics Corporation, USA.

©2007 Cobra Electronics Europe Limited
Dungar House, Northumberland Avenue
Dun Laoghaire, County Dublin, Ireland

www.cobra.com



This equipment is intended for use in:

AT	✓	CZ	✓	FR	✓	IS	✓	MK	✓	RO	✓
BA	✓	DE	✓	GB	✓	IT	✓	MT	✓	RS	✓
BE	✓	DK	✓	GR	✓	LV	✓	NL	✓	SE	✓
BG	✓	EE	✓	HR	✓	LI	✓	NO	✓	SI	✓
CH	✓	ES	✓	HU	✓	LU	✓	PL	✓	SK	✓
CY	✓	FI	✓	IE	✓	ME	✓	PT	✓	TR	✓

✓Countries of use

Free Manuals Download Website

<http://myh66.com>

<http://usermanuals.us>

<http://www.somanuals.com>

<http://www.4manuals.cc>

<http://www.manual-lib.com>

<http://www.404manual.com>

<http://www.luxmanual.com>

<http://aubethermostatmanual.com>

Golf course search by state

<http://golfingnear.com>

Email search by domain

<http://emailbydomain.com>

Auto manuals search

<http://auto.somanuals.com>

TV manuals search

<http://tv.somanuals.com>