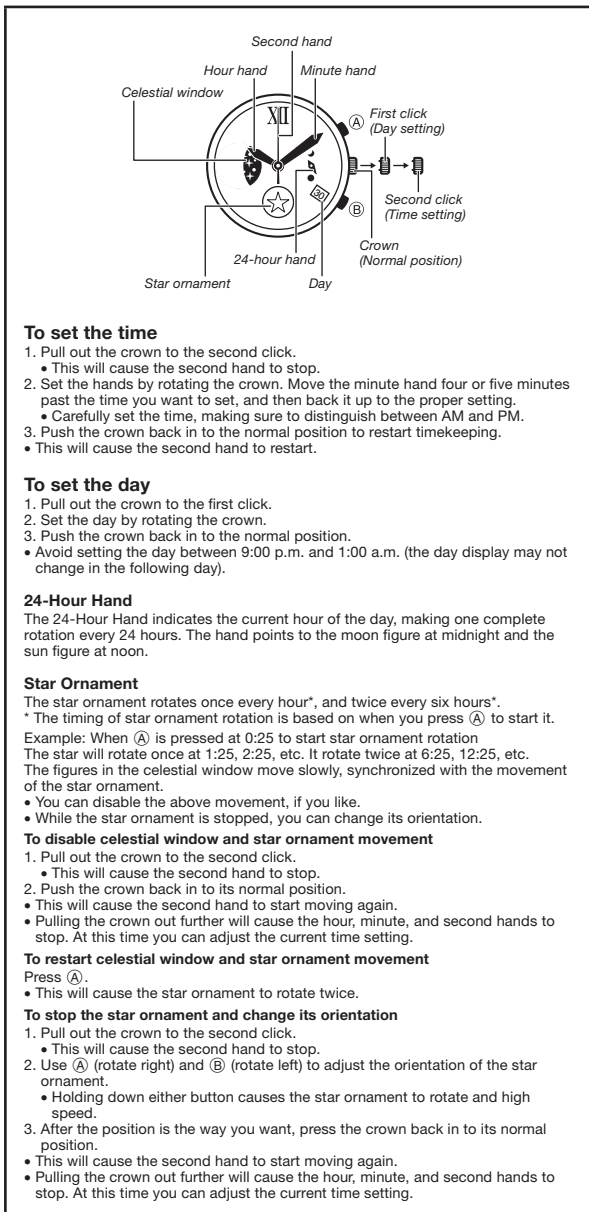



# Operation Guide 5246

CASIO®

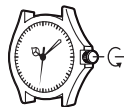
- Your watch may differ somewhat from the one shown in the illustration.



- For a watch with an elapsed time bezel  
Rotate the elapsed time bezel to align the  $\nabla$  mark with the minute hand.  
After that, you will be able to determine how much time has elapsed since you adjusted the bezel position by checking the bezel value that the minute hand is currently pointing to.



- Some water resistant models are equipped with a screw lock crown.
- With such models, you must unscrew the crown in the direction noted in the illustration to loosen it before you can pull it out. Do not pull too forcibly on such crowns.
- Note that a screw lock crown watch is not water resistant while its crown is loose. Be sure to screw the crown back in as far as it will go after configuring settings.



## Specifications

- Accuracy at normal temperature:**  $\pm 20$  seconds a month
- Display:** 3 analog hands (hour, minute, second),  
1 dial (24-hour), celestial window, star ornament, day
- Battery:** One silver oxide battery (Type: SR621SW)  
Approximately 2 years on type SR621SW

## Free Manuals Download Website

<http://myh66.com>

<http://usermanuals.us>

<http://www.somanuals.com>

<http://www.4manuals.cc>

<http://www.manual-lib.com>

<http://www.404manual.com>

<http://www.luxmanual.com>

<http://aubethermostatmanual.com>

Golf course search by state

<http://golfingnear.com>

Email search by domain

<http://emailbydomain.com>

Auto manuals search

<http://auto.somanuals.com>

TV manuals search

<http://tv.somanuals.com>