
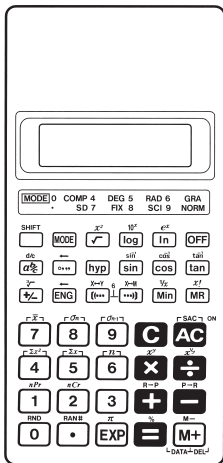


*fx-82SX/
fx-250HC*



英(西)仏独伊

CASIO®



CASIO ELECTRONICS CO., LTD. □
 Unit 6, 1000 North Circular Road, □
 London NW2 7JD, U.K.

ENGLISH	1	DEUTSCH	99
ESPAÑOL	33	ITALIANO	134
FRANÇAIS	66		

Contents

















Handling Precautions ...	2
Modes ...	3
Basic Calculations ...	5
Constant Calculations ...	6
Memory Calculations ...	7
Fraction Calculations ...	8
Percentage Calculations ...	10
Scientific Function Calculations ...	11
Statistical Calculations (SD Mode) ...	16
Technical Information ...	18

Handling Precautions

- Your calculator is made up of precision components. Never try to take it apart.
- Avoid dropping your calculator and otherwise subjecting it to strong impact.
- Do not store the calculator or leave it in areas exposed to high temperature or humidity, or large amounts of dust. When exposed to low temperature, the calculator may require more time to display results and may even fail to operate. Correct operation will resume once the calculator is brought back to normal temperature.
- The display will go blank and keys will not operate during calculations. When you are operating the keyboard, be sure to watch the display to make sure that all your key operations are being performed correctly.
- Never leave dead batteries in the battery compartment. They can leak and damage the unit.
- Avoid using volatile liquids such as thinner or benzene to clean the unit. Wipe it with a soft cloth, or with a cloth that has been dipped in a solution of water and a neutral detergent and wring out.
- In no event will the manufacturer and its suppliers be liable to you or any other person for any damages, expenses, lost profits, lost savings, or any other damages arising out of malfunction, repairs, or battery replacement. The user should prepare physical records of data to protect against such data loss.
- Never dispose of batteries, the liquid crystal panel, or other components by burning them.

- Before assuming malfunction of the unit, be sure to carefully reread this manual and ensure that the problem is not due to low battery power or operational error.
- The contents of this manual are subject to change without notice.
- No part of this manual may be reproduced in any form without the express written consent of the manufacturer.
- Keep this manual on hand for future reference.

Modes

Application	Key Operation	Mode Name*
Standard deviation calculations	 	SD
Normal calculations	 	COMP
Calculations using degrees	 	DEG
Calculations using radians	 	RAD
Calculations using grads	 	GRA
Number of decimal place specification	 	FIX
Number of significant digit specification	 	SCI
Cancels FIX and SCI settings	 	NORM

* Display indicators show current mode setting. Absence of display indicator indicates COMP Mode.

Note!

- A mode guide is located above the display screen.
- DEG, RAD, and GRA modes can be used in combination with the COMP and SD modes.
- **MODE** **9** does not exit SD mode.
- **MODE** **0** exits SD mode.
- **MODE** **0** does not clear SCI or FIX specifications.
- Always press **AC** before entering DEG, RAD, and GRA modes.
- Remember to always set the operating mode and angular unit (DEG, RAD, GRA) before starting your calculation.

Basic Calculations

- Use the COMP mode for basic calculations.

- **Example 1:** $23+4.5-53$

$$23 \text{ + } 4.5 \text{ - } 53 \text{ = } \boxed{-25.5}$$

- **Example 2:** $56 \times (-12) \div (-2.5)$

$$56 \text{ x } 12 \text{ +/- } \div \text{ +/- } 2.5 \text{ +/- } \text{ = } \boxed{268.8}$$

- **Example 3:** $2 \div 3 \times (1 \times 10^{20})$

$$2 \text{ \div } 3 \text{ x } 1 \text{ EXP } 20 \text{ = } \boxed{6.666666667^{19}}$$

- **Example 4:** $7 \times 8 - 4 \times 5 = 36$

$$7 \text{ x } 8 \text{ - } 4 \text{ x } 5 \text{ = } \boxed{36.}$$

- **Example 5:** $\frac{6}{4 \times 5} = 0.3$

$$4 \text{ x } 5 \text{ \div } 6 \text{ SHIFT X-Y } \text{ = } \boxed{0.3}$$

- **Example 6:** $2 \times [7 + 6 \times (5 + 4)] = 122$

$$2 \text{ x } [\text{ (} 7 \text{ + } 6 \text{ x } [\text{ (} 5 \text{ + } 4 \text{) }] \text{) }] \text{ = } \boxed{122.}$$

- You can skip all (...) operations before the = key.

Constant Calculations

- Press **+**, **-**, **×**, or **÷** twice after inputting a number to make that number a constant.
- “K” is on the display while a constant is being used.
- Use the COMP mode for constant calculations.
- **Example 1:** $2.3+3$, then $2.3+6$

($2.3+3$) 2.3 **+** **+** 3 **=** K 5.3

($2.3+6$) 6 **=** K 8.3

- **Example 2:** 12×2.3 , then $12 \times (-9)$

(12×2.3) 12 **×** **×** 2.3 **=** K 27.6

($12 \times (-9)$) 9 **+/−** **=** K -108.

- **Example 3:** $17+17+17+17=68$

($17+17$) 17 **+** **+** **=** K 34.

($17+17+17$) **=** K 51.

($17+17+17+17$) **=** K 68.

- **Example 4:** $1.7^4=8.3521$

(1.7^2) 1.7 **×** **×** **=** K 2.89

(1.7^3) **=** K 4.913

(1.7^4) **=** K 8.3521

Memory Calculations

- Use the COMP mode for memory calculations.
- Use **Min**, **M+**, **SHIFT M-** and **MR** for memory calculations.
Min replaces current memory contents.
- “M” appears when there is a value in memory.
- To clear memory, press **0 Min** or **AC Min**.
- **Example 1:** $(53+6)+(23-8)+(56\times 2)+(99\div 4)=210.75$

$(53+6)$	53 + 6 = Min	M 59.
$(23-8)$	23 - 8 M+	M 15.
(56×2)	56 x 2 M+	M 112.
$(99\div 4)$	99 ÷ 4 M+	M 24.75
(Memory recall)	MR	M 210.75

- **Example 2:** To calculate the following using memory as shown.

$$7 + 7 - 7 + (2 \times 3) + (2 \times 3) - (2 \times 3) = 13$$

7 **Min** **M+** **SHIFT M-** 2 **x** 3 **M+** **M+** **SHIFT M-** **MR**

M 13.

- **Example 3:** To calculate the following using memory and a constant: $(12 \times 3) - (45 \times 3) + (78 \times 3) = 135$.

(12×3)	3 × 12 = Min	MK 36.
(45×3)	45 SHIFT M-	MK 135.
(78×3)	78 M+	MK 234.
(Memory recall)	MR	MK 135.

Fraction Calculations

- Use COMP mode for fraction calculations.
- Total number of digits (including division marks) cannot exceed 10.

• **Example 1:** $\frac{2}{3} + \frac{4}{5} = 1\frac{7}{15}$

2 **a/b** 3 **+** 4 **a/b** 5 **=** **1** **7** **15**.

• **Example 2:** $3\frac{1}{4} + 1\frac{2}{3} = 4\frac{11}{12}$

3 **a/b** 1 **a/b** 4 **+**

1 **a/b** 2 **a/b** 3 **=** **4** **11** **12**.

• **Example 3:** $\frac{2}{4} = \frac{1}{2}$

2 **a/b** 4 **2** **4**.

= **1** **2**.

- **Example 4:** $\frac{1}{2} + 1.6 = 2.1$

$$1 \text{ [a\%]} 2 \text{ [+]} 1.6 \text{ [=]} \boxed{2.1}$$

Fraction/decimal calculation result is always decimal.

- **Example 5:** $\frac{1}{2} \leftrightarrow 0.5$ (Fraction \leftrightarrow Decimal)

$$1 \text{ [a\%]} 2 \text{ [=]} \boxed{1 \text{ } \downarrow \text{ } 2.}$$

$$\text{[a\%]} \boxed{0.5}$$

$$\text{[a\%]} \boxed{1 \text{ } \downarrow \text{ } 2.}$$

- **Example 6:** $1\frac{2}{3} \leftrightarrow \frac{5}{3}$

$$1 \text{ [a\%]} 2 \text{ [a\%]} 3 \boxed{1 \text{ } \downarrow \text{ } 2 \text{ } \downarrow \text{ } 3.}$$

$$\text{[SHIFT]} \text{ [d/c]} \boxed{5 \text{ } \downarrow \text{ } 3.}$$

$$\text{[SHIFT]} \text{ [d/c]} \boxed{1 \text{ } \downarrow \text{ } 2 \text{ } \downarrow \text{ } 3.}$$

Percentage Calculations

- Use COMP mode for percentage calculations.

- **Example 1:** To calculate 12% of 1500.

$$1500 \times 12 \text{ [SHIFT] [%]} \boxed{180.}$$

- **Example 2:** To calculate what percentage of 880 is 660.

$$660 \div 880 \text{ [SHIFT] [%]} \boxed{75.}$$

- **Example 3:** To add 15% onto 2500.

$$2500 \times 15 \text{ [SHIFT] [%] [+]} \boxed{2875.}$$

- **Example 4:** To discount 3500 by 25%.

$$3500 \times 25 \text{ [SHIFT] [%] [-]} \boxed{2625.}$$

- **Example 5:** To calculate the following, using a constant.

12% of 1200 = 144

18% of 1200 = 216

23% of 1200 = 276

(12%) $1200 \times \times 12 \text{ [SHIFT] [%]} \boxed{\text{K } 144.}$

(18%) $18 \text{ [SHIFT] [%]} \boxed{\text{K } 216.}$

(23%) $23 \text{ [SHIFT] [%]} \boxed{\text{K } 276.}$

Scientific Function Calculations

- Use COMP mode for scientific function calculations.
- Some calculations may take a long time to complete.
- Wait for result before starting next calculation.
- $\pi = 3.1415926536$.

■ Sexagesimal ↔ Decimal Conversion

- **Example:** $14^{\circ}25'36'' \leftrightarrow 14.42667$

$$14 \text{ [DMS]} 25 \text{ [DMS]} 36 \text{ [DMS]} \boxed{14.42666667}$$
$$\text{[SHIFT]} \text{[DMS]} \boxed{14^{\circ}25'36''}$$

■ Trigonometric/Inverse Trigonometric Functions

- **Example 1:** $\sin\left(\frac{\pi}{6} \text{ rad}\right)$ (RAD mode)

$$\text{[SHIFT]} \text{[}\pi\text{]} \text{[}\div\text{]} 6 \text{ [=]} \text{[sin]} \boxed{\text{RAD } 0.5}$$

- **Example 2:** $\cos 63^{\circ}52'41''$ (DEG mode)

$$63 \text{ [DMS]} 52 \text{ [DMS]} 41 \text{ [DMS]} \text{[cos]} \boxed{\text{DEG } 0.440283084}$$

- **Example 3:** $\tan(-35\text{gra})$ (GRA mode)

$$35 \text{ [+/-]} \text{[tan]} \boxed{\text{GRA } -0.612800788}$$

- **Example 4:** $\cos^{-1}\left(\frac{\sqrt{2}}{2} \text{ rad}\right)$ (RAD mode)

$$2 \text{ [}\sqrt{\text{]} \text{[}\div\text{]} 2 \text{ [=]} \text{[SHIFT]} \text{[cos}^{-1}\text{]} \boxed{\text{RAD } 0.785398163}$$

- **Example 8:** $\log \sin 40^\circ + \log \cos 35^\circ$ (DEG mode)

$$40 \text{ [sin]} \text{ [log]} \text{ [+]} 35 \text{ [cos]} \text{ [log]} \text{ [=]} \begin{array}{|c|} \hline \text{DEG} \\ \hline -0.278567983 \\ \hline \end{array}$$

To convert to antilogarithm:

$$\text{[SHIFT]} \text{ [10^x]} \begin{array}{|c|} \hline \text{DEG} \\ \hline 0.526540784 \\ \hline \end{array}$$

- **Example 9:** $8^{1/3}$ $8 \text{ [SHIFT]} \text{ [x^{1/3}]} 3 \text{ [=]} \begin{array}{|c|} \hline 2. \\ \hline \end{array}$

■ Square Roots, Cube Roots, Squares, Reciprocals and Factorials

- **Example 1:** $\sqrt{2} + \sqrt{3} \times \sqrt{5}$

$$2 \text{ [√]} \text{ [+]} 3 \text{ [√]} \text{ [×]} 5 \text{ [√]} \text{ [=]} \begin{array}{|c|} \hline 5.287196909 \\ \hline \end{array}$$

- **Example 2:** $\sqrt[3]{5} + \sqrt[3]{-27}$

$$5 \text{ [SHIFT]} \text{ [√³]} \text{ [+]} 27 \text{ [+/-]} \text{ [SHIFT]} \text{ [√³]} \text{ [=]} \begin{array}{|c|} \hline -1.290024053 \\ \hline \end{array}$$

- **Example 3:** $123 + 30^2$

$$123 \text{ [+]} 30 \text{ [SHIFT]} \text{ [x²]} \text{ [=]} \begin{array}{|c|} \hline 1023. \\ \hline \end{array}$$

- **Example 4:** $\frac{1}{3} - \frac{1}{4}$

$$3 \text{ [SHIFT]} \text{ [1/x]} \text{ [-]} 4 \text{ [SHIFT]} \text{ [1/x]} \text{ [=]} \text{ [SHIFT]} \text{ [1/x]} \begin{array}{|c|} \hline 12. \\ \hline \end{array}$$

- **Example 5:** 8!

8 **SHIFT** **x!** 40320.

■FIX, SCI, NORM, RND, RAN#, ENG Calculations

- **Example 1:** $1.234 + 1.234$, rounding result to two places (FIX 2).

MODE **7** **2** FIX
0.00

1.234 **+** 1.234 **=** FIX
2.47

- **Example 2:** $1.234 + 1.234$, rounding input to two places.

MODE **7** **2** 1.234 **SHIFT** **RND** **+**

1.234 **SHIFT** **RND** **=** FIX
2.46

- Press **MODE** **9** to clear FIX specification.

- **Example 3:** $1 \div 3$, displaying result with two significant digits (SCI 2).

MODE **8** **2** SCI
0.0⁰⁰

1 **÷** 3 **=** SCI
3.3⁻⁰¹

- Press **MODE** **9** to clear SCI specification.

- **Example 4:** To convert 56,088 meters to kilometers.

56088 **ENG** 56.088⁰³

- **Example 5:** To convert 0.08125 grams to milligrams.

.08125 **ENG** 81.25⁻⁰³

- **Example 6:** To generate a random number between 0.000 and 0.999.

Example (results differ each time)

SHIFT **RAN#** 0.664

Coordinate Conversion

- **Example 1:** To convert polar coordinates ($r=2$, $\theta=60^\circ$) to rectangular coordinates (x , y). (DEG mode)

x 2 **SHIFT** **P→R** 60 **=** DEG
1.

y **SHIFT** **X-Y** DEG
1.732050808

SHIFT **X-Y** swaps displayed value with value in memory.

- **Example 2:** To convert rectangular coordinates (1 , $\sqrt{3}$) to polar coordinates (r , θ). (RAD mode)

r 1 **SHIFT** **R→P** 3 **√** **=** RAD
2.

θ **SHIFT** **X-Y** RAD
1.047197551

Permutation

- **Example:** To determine how many different 4-digit values can be produced using the numbers 1 through 7.

7 **SHIFT** **nPr** 4 **=** 840.

■ Combination

- **Example:** To determine how many different 4-member groups can be organized in a group of 10 individuals.

$$10 \text{ [SHIFT] } [nC_r] 4 \text{ [=]} \boxed{210.}$$

Statistical Calculations (SD Mode)

- Press **[MODE] [.]** to enter the SD Mode for statistical calculations using standard deviation.
- If FIX or SCI is on the display, press **[MODE] [9]** first.
- Data input always starts with **[SHIFT] [SAC]**.
- **Example:** To calculate σ_{n-1} , σ_n , \bar{x} , n , Σx , and Σx^2 for the following data : 55, 54, 51, 55, 53, 53, 54, 52.

Enter SD Mode.

$$\text{[MODE] [.]} \boxed{0.}^{\text{SD}}$$

Input Data.

$$\text{[SHIFT] [SAC] } 55 \text{ [DATA]}$$

$$54 \text{ [DATA] } 51 \text{ [DATA]}$$

$$55 \text{ [DATA] } 53 \text{ [DATA] [DATA]}$$

$$54 \text{ [DATA] } 52 \text{ [DATA]} \boxed{52.}^{\text{SD}}$$

Sample standard deviation

$$\text{[SHIFT] } [\sigma_{n-1}] \boxed{1.407885953}^{\text{SD}}$$

Population standard deviation

$$\text{[SHIFT] } [\sigma_n] \boxed{1.316956719}^{\text{SD}}$$

Arithmetic mean

SHIFT

\bar{x}

SD
53.375

Number of data

SHIFT

n

SD
8.

Sum of values

SHIFT

Σx

SD
427.

Sum of squares of values

SHIFT

Σx^2

SD
22805.

- **DATA** **DATA** inputs the same data twice (as above).
- You can also input multiple entries of the same data using **×**. To input the data 110 ten times, for example, press 110 **×** 10 **DATA**.
- The above results can be obtained in any order, and not necessarily that shown above.
- To delete data you have just input, press **SHIFT** **DEL**.

■ Making Corrections During Data Input

- **Example 1:** To change data you have just input.

Correct	Actual	Correction
51 <input type="text" value="DATA"/>	50 <input type="text" value="DATA"/>	<input type="text" value="SHIFT DEL"/> 51 <input type="text" value="DATA"/>
130 <input type="text" value="X"/> 31 <input type="text" value="DATA"/>	120 <input type="text" value="X"/>	<input type="text" value="AC 130 X"/> 31 <input type="text" value="DATA"/>
130 <input type="text" value="X"/> 31 <input type="text" value="DATA"/>	120 <input type="text" value="X"/> 31	<input type="text" value="AC 130 X"/> 31 <input type="text" value="DATA"/>

- **Example 2:** To change data you previously input.

Correct	Actual	Correction
51 <input type="text" value="DATA"/>	49 <input type="text" value="DATA"/>	49 <input type="text" value="SHIFT DEL"/> 51 <input type="text" value="DATA"/>
130 <input type="text" value="X"/> 31 <input type="text" value="DATA"/>	120 <input type="text" value="X"/> 30 <input type="text" value="DATA"/>	120 <input type="text" value="X"/> 30 <input type="text" value="SHIFT DEL"/> 130 <input type="text" value="X"/> 31 <input type="text" value="DATA"/>

Technical Information

■ Key and Their Functions

- **General**

Arithmetic calculations , , ,
,

Clear (retains memory)	C
Number input	0 — 9 , .
Power off	OFF
Power on; All clear	AC
Sign change	+/-

• Memory

Memory in	Min
Memory minus	SHIFT M-
Memory plus	M+
Memory recall	MR

• Special

Decimal-to-sexagesimal	SHIFT ←→
Display/memory swap	SHIFT X-Y , SHIFT X-M
Exponent	EXP
Internal rounding	SHIFT RND
Parentheses	[()] , [()]
Pi (3.1415926536)	SHIFT π
Select mode	MODE
Sexagesimal-to-decimal	◊
Shifts key functions	SHIFT

• Scientific Functions

Arc cosine	SHIFT	cos ⁻¹
Arc sine	SHIFT	sin ⁻¹
Arc tangent	SHIFT	tan ⁻¹
Common antilogarithm	SHIFT	10 ^x
Common logarithm	log	
Cosine	cos	
Cube root	SHIFT	$\sqrt[3]{}$
Engineering	ENG	, SHIFT ENG
Factorial	SHIFT	x!
Fraction		$a \frac{b}{c}$
Fraction	SHIFT	d/c
Hyperbolic	hyp	
Natural antilogarithm	SHIFT	e ^x
Natural logarithm	ln	
Percent	SHIFT	%
Polar-to-rectangular	SHIFT	P→R
Power	SHIFT	x ^y
Random number	SHIFT	RAN#
Reciprocal	SHIFT	1/x
Rectangular-to-polar	SHIFT	R→P
Root	SHIFT	x ^{1/y}
Sine	sin	

Square	SHIFT	x^2
Square root		$\sqrt{\quad}$
Tangent		tan
Permutation	SHIFT	nPr
Combination	SHIFT	nCr

• Statistics (SD Mode)

Arithmetic mean	SHIFT	\bar{x}
Data delete	SHIFT	DEL
Data input		DATA
Number of data	SHIFT	n
Population standard deviation	SHIFT	σ_n
Sample standard deviation	SHIFT	σ_{n-1}
Statistical register clear	SHIFT	SAC
Sum of squares of values	SHIFT	Σx^2
Sum of values	SHIFT	Σx

■ Exponential Display Formats

This calculator can display up to 10 digits. Larger values are automatically displayed using exponential notation. In the case of decimal value, you can select between two formats that determine at what point exponential notation is used.

• NORM 1

With NORM 1, exponential notation is automatically used for integer values with more than 10 digits and decimal values with more than two decimal places.

• NORM 2

With NORM 2, exponential notation is automatically used for integer values with more than 10 digits and decimal values with more than nine decimal places.

To switch between NORM 1 and NORM 2

Press **MODE** **9**. There is no indication on the display of which format is currently in effect, but you can determine the setting by performing the following calculation.

$$1 \div 200 = 5. \cdot 10^{-3} \quad \text{NORM 1 format}$$
$$0.005 \quad \text{NORM 2 format}$$

- All of the examples in this manual show calculation results using the NORM 1 format.

■ When you have a problem...

If calculation results are not what you expect or if an error occurs, perform the following steps.

1. **MODE** **0** (COMP mode)
2. **MODE** **4** (DEG mode)
3. **MODE** **9** (NORM mode)
4. Check the formula you are working with to confirm it is correct.
5. Enter the correct modes to perform the calculation and try again.

■ Making Corrections During Calculations

- If you make a mistake when inputting a value (but did not yet press an arithmetic operator key), press **C** to clear the value and then input the correct one.
- In a series of calculations, press **C** while an intermediate result is displayed to clear only the last calculation performed.
- To change the operator key (**+**, **-**, **×**, **÷**, **SHIFT** **x^y**, **SHIFT** **x^{1/y}**, etc.) you just pressed, simply press the correct operator key. In this case, the operator of the last key you press is used, but the operation retains the order of precedence of the operation for the first key you pressed.

■ Overflow or Error Check

The following conditions make further calculation impossible.

- a. When a result (whether intermediate or final) or a total accumulated in memory is greater than $\pm 9.999999999 \times 10^{99}$. (“-E-” indicator appears on the display.)
- b. When function calculations are performed using a value that exceeds the input range. (“-E-” indicator appears on the display.)
- c. When an illogical operation (such as an attempt to calculate \bar{x} and σ_n while $n = 0$) is performed during statistical calculations. (“-E-” indicator appears on the display.)
- d. When an illegal mathematical operation (such as division by zero) is performed. (“-E-” indicator appears on display.)

- e. The total number of nested parentheses levels exceeds six, or when more than 18 pairs of parentheses are used. (“– [–” indicator appears on the display.)
- To clear any of the above conditions, press **AC** and perform the calculation from the beginning.
 - In the case of condition e, you could also press **C**. This clears the intermediate result just prior to the overflow, so you can continue with the calculation from that point.
 - No error occurs when the result is within the range of $+ (1 \times 10^{-99})$ to $- (1 \times 10^{-99})$. Instead, the display shows all zeros.

■ Power Supply

This calculator is powered by two AA-size manganese dry batteries (R6P (SUM-3) or UM-3). Replace batteries as soon as possible when display characters become dim and difficult to read.

- Press **AC** to turn power on.
- Press **OFF** to turn power off.
- Power automatically turns off (but data in memory is retained) if no key operation is performed for about six minutes.

Important!

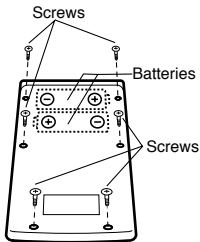
Incorrect use of batteries can cause them to burst or leak, possibly damaging the calculator.

- Be sure to replace the batteries at least once every two years, regardless of how much the calculator is used. Old batteries may leak, causing serious damage to the interior of the calculator.

- The batteries that come in the calculator when you purchase it are for testing only. They may not provide full service life.
- All data stored in memory is lost when you replace the batteries. Be sure to write down important data before replacing the batteries.
- Always be sure to load the batteries so their positive (+) and negative (–) ends are facing correctly.
- Never mix batteries of different types.
- Never mix new batteries with old ones.
- Never try to charge batteries, take them apart, or allow them to become shorted. Keep batteries away from direct flame and heat.
- ***Keep batteries out of the reach of small children. If swallowed, consult with your physician immediately.***

To replace the batteries

1. Press **OFF** to turn power off.
2. Remove the screws that hold the back cover in place, and then remove the cover.
3. Remove the old batteries.
4. Install two new batteries with the positive (+) and negative (–) ends facing correctly.
5. Replace the back cover and secure it in place with the screws.
6. Press **AC** to turn power on.



■ Order of Operations and Levels

Operations are performed in the following order of precedence.

1. Functions

2. x^y , $x^{1/y}$, $R \rightarrow P$, $P \rightarrow R$, nPr , nCr

3. \times , \div

4. $+$, $-$

- Operations with the same precedence are performed from left to right, with operations enclosed in parentheses performed first. If parentheses are nested, the operations enclosed in the innermost set of parentheses are performed first.
- Registers L_1 through L_6 store operations. There are six registers, so calculations up to six levels can be stored.
- Each level can contain up to three open parentheses, so parentheses can be nested up to 18 times.
- **Example:** The following operation uses 4 levels and 5 nested parentheses.

2 **x** [] [] [] 3 **+** 4 **x** [] [] 5 **+** 4

The table below shows register contents following the above input.

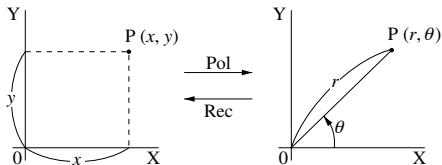
Register	Contents
x	4
L_1	((5 +
L_2	4 ×
L_3	(((3 +
L_4	2 ×
L_5	
L_6	

■ Formulas, Ranges, and Conventions

The following are the formulas, ranges, and conventions that are applied to various calculations that can be performed using this calculator.

Coordinate Transformation

- With polar coordinates, θ can be calculated within a range of $-180^\circ < \theta \leq 180^\circ$. The calculation range is the same for radians and grads.



Permutation

- Input range: $n \geq r \geq 0$ (n, r : natural numbers)
- Formula: $nPr = \frac{n!}{(n-r)!}$

Combination

- Input range: $n \geq r \geq 0$ (n, r : natural numbers)
- Formula: $nCr = \frac{n!}{n!(n-r)!}$

Population Standard Deviation

$$\sigma_n = \sqrt{\frac{\sum_{i=1}^n (xi - \bar{x})^2}{n}} = \sqrt{\frac{\sum x^2 - (\sum x)^2 / n}{n}}$$

Sample Standard Deviation

$$\sigma_{n-1} = \sqrt{\frac{\sum_{i=1}^n (xi - \bar{x})^2}{n-1}} = \sqrt{\frac{\sum x^2 - (\sum x)^2 / n}{n-1}}$$

Arithmetic Mean

$$\bar{x} = \frac{\sum_{i=1}^n xi}{n} = \frac{\sum x}{n}$$

■ Specifications

Power supply : Two AA-size manganese dry batteries (UM-3 or R6P (SUM-3))

Battery Life: Approximately 9,000 hours continuous operation on type UM-3, 11,000 hours continuous operation on R6P(SUM-3)

Power

Consumption: 0.0004W

Input Ranges:

Functions	Input Range	
$\sin x$ $\cos x$ $\tan x$	(DEG) $ x < 9 \times 10^9$ (RAD) $ x < 5 \times 10^7 \pi$ rad (GRA) $ x < 1 \times 10^{10}$ grad	However, for $\tan x$: $ x \neq 90(2n+1): \text{DEG}$ $ x \neq \pi/2 \cdot (2n+1): \text{RAD}$ $ x \neq 100(2n+1): \text{GRA}$
$\sin^{-1}x$ $\cos^{-1}x$	$ x \leq 1$	
$\tan^{-1}x$	$ x < 1 \times 10^{100}$	
$\sinh x$ $\cosh x$	$ x \leq 230.2585092$	For \sinh and \tanh , errors are cumulative and accuracy is affected at a certain point when $x=0$.
$\tanh x$	$ x < 1 \times 10^{100}$	
$\sinh^{-1}x$	$ x < 5 \times 10^{99}$	
$\cosh^{-1}x$	$1 \leq x < 5 \times 10^{99}$	
$\tanh^{-1}x$	$ x < 1$	
$\log x / \ln x$	$1 \times 10^{-99} \leq x < 1 \times 10^{100}$	
10^x	$-1 \times 10^{100} < x < 100$	

Functions	Input Range
e^x	$-1 \times 10^{100} < x \leq 230.2585092$
\sqrt{x}	$0 \leq x < 1 \times 10^{100}$
x^2	$ x < 1 \times 10^{50}$
$1/x$	$ x < 1 \times 10^{100}; x \neq 0$
$\sqrt[3]{x}$	$ x < 1 \times 10^{100}$
$x!$	$0 \leq x \leq 69$ (x is an integer)
${}^n P_r / {}^n C_r$	$0 \leq r \leq n$ $n < 1 \times 10^{10}$ (n and r are integers)
$R \rightarrow P$	$\sqrt{x^2 + y^2} < 1 \times 10^{100}$
$P \rightarrow R$	$0 \leq r < 1 \times 10^{100}$ However, for $\tan \theta$: (DEG) $ \theta < 9 \times 10^9$ $ \theta \neq 90(2n+1)$:DEG (RAD) $ \theta < 5 \times 10^7 \pi$ rad $ \theta \neq \pi/2 \cdot (2n+1)$:RAD (GRA) $ \theta < 1 \times 10^{10}$ grad $ \theta \neq 100(2n+1)$:GRA
o' "	Sexagesimal: $ a , b, c < 10^{100}$ $0 \leq b, c$ Decimal: $ x \leq 2.777777777 \times 10^{96}$
x^y	$x > 0$: $-1 \times 10^{100} < y \log x < 100$ $x = 0$: $y > 0$ $x < 0$: $y = n; \frac{1}{2n+1}$ (n is an integer) However: $-1 \times 10^{100} < y \log x < 100$

Functions	Input Range
$x^{1/y}$	$x > 0: y \neq 0$ $-1 \times 10^{100} < 1/y \log x < 100$ $x = 0: y > 0$ $x < 0: y = 2n+1; \frac{1}{n} (n \neq 0; n \text{ is an integer})$ However: $-1 \times 10^{100} < 1/y \log x < 100$
a^b/c	Total of integer, numerator, and denominator must be 10 digits or less (including division marks).
SD	$ x < 1 \times 10^{50}$ $ n < 1 \times 10^{100}$ $\sigma_n, \bar{x} : n \neq 0$ $\sigma_{n-1} : n \neq 0, 1$

- Errors are cumulative with such internal continuous calculations as x^y , $x^{1/y}$, $x!$, and $\sqrt[3]{x}$, so accuracy may be adversely affected.

Operating Temperature:

0°C–40°C (32°F–104°F)

Dimensions: 19(H)×73(W)×147(D) mm

Weight: 104g including batteries

Calculation Capacity:

- Input/ Basic Calculations
10-digit mantissa; or 10-digit mantissa plus 2-digit exponent up to $10^{\pm 99}$

CASIO®

CASIO COMPUTER CO., LTD.

6-2, Hon-machi 1-chome,
Shibuya-ku, Tokyo 151-8543, Japan

SA9707-B Printed in China

Download from www.Somanuals.com. All Manuals Search And Download here.

Free Manuals Download Website

<http://myh66.com>

<http://usermanuals.us>

<http://www.somanuals.com>

<http://www.4manuals.cc>

<http://www.manual-lib.com>

<http://www.404manual.com>

<http://www.luxmanual.com>

<http://aubethermostatmanual.com>

Golf course search by state

<http://golfingnear.com>

Email search by domain

<http://emailbydomain.com>

Auto manuals search

<http://auto.somanuals.com>

TV manuals search

<http://tv.somanuals.com>