
Quick Start Guide

**Getting Started with the Toshiba
GL-1010 Controller**

TABLE OF CONTENTS

■ NOTICE/WARNING	3
FCC Notice / For European Models	4
Software License Agreement	5
Trademarks and Copyright	7
■ Introduction	9
About the GL-1010 Manual Set	10
CD-ROM Contents	11
■ System Requirements	13
Network Requirements	14
Client Workstation Requirements	16
GL-1010 Utility Requirements	19
■ Setup Flow and Utilities	21
Installation	22
Maintenance Utilities	27
■ Specifications	29
Controller Specifications	30

TABLE OF CONTENTS

NOTICE/WARNING

INTRODUCTION

SYSTEM REQUIREMENTS

SETUP FLOW AND UTILITIES

SPECIFICATIONS

NOTICE/WARNING

NOTICE/
WARNING

FCC NOTICE / FOR EUROPEAN MODELS

FCC Notice

This equipment has been tested and found to comply with the limits for a Class A digital device, pursuant to Part 15 of the FCC Rules. These limits are designed to provide reasonable protection against harmful interference when the equipment is operated in a commercial environment. This equipment generates, uses, and can radiate radio frequency energy and, if not installed and used in accordance with the instruction manual, may cause harmful interference to radio communications. Operation of this equipment in a residential area is likely to cause harmful interference, in which case the user will be required to correct the interference at his own expense.

WARNING:

Changes or modification made to this equipment, not expressly approved by TOSHIBA TEC or parties authorized by TOSHIBA TEC could void the user's authority to operate the equipment.

"THIS DIGITAL APPARATUS DOES NOT EXCEED THE CLASS 'A' LIMITS FOR RADIO NOISE EMISSIONS FROM DIGITAL APPARATUS SET OUT IN THE RADIO INTERFERENCE REGULATIONS OF THE CANADIAN DEPARTMENT OF COMMUNICATIONS."

"LE PRESENT APPREIL NUMERIQUE N'EMET PAS DE BRUITS RADIOELECTRIQUES DEPASSANT LES APPLICABLES AUX APPAREILS NUMERIQUES DE LA CLASSE 'A' PRESCRITES DANS LE REGLEMENT SUR LE BROUILLAGE RADIOELECTRIQUE EDICTE PAR LE MINISTERE DES COMMUNICATIONS DU CANADA."

For European Models Only

WARNING:

This product complies with Class A for network connection. In a domestic environment, this product may cause radio interference, in which case the user may be required to take adequate measures.

1. Do not touch the connector terminal when disconnecting the cables of peripheral equipment.
2. Before opening any covers or removing any parts from the copier, discharge the static electricity from your body by touching a metal part of the copier.

This product is carrying the CE-Mark in accordance with the related European Directives. Responsible for CE-marking is Toshiba Europe GmbH Hammfelddamm 8,41460 Neuss, Germany. Phone +49-2131-158-01.

SOFTWARE LICENSE AGREEMENT

INSTALLING OR OTHERWISE USING THIS SOFTWARE PRODUCT CONSTITUTES YOUR ACCEPTANCE OF THE FOLLOWING TERMS AND CONDITIONS (UNLESS A SEPARATE LICENSE IS PROVIDED BY THE SUPPLIER OF APPLICABLE SOFTWARE IN WHICH CASE SUCH SEPARATE LICENSE SHALL APPLY). IF YOU DO NOT ACCEPT THESE TERMS, YOU MAY NOT INSTALL OR USE THIS SOFTWARE, AND YOU MUST PROMPTLY RETURN THE SOFTWARE TO THE LOCATION WHERE YOU OBTAINED IT.

Grant of License

This is a legal agreement between you, the end-user (“You”), and TOSHIBA TEC Corporation (“TTEC”) and its suppliers. This software, fonts (including their typefaces) and related documentation (“Software”) is licensed for use with the system CPU on which it was installed (“System”) in accordance with the terms contained in this Agreement. This Software is proprietary to TTEC and/or its suppliers.

TTEC and its suppliers disclaim responsibility for the installation and/or use of this Software, and for the results obtained by using this Software. You may use one copy of the Software as installed on a single System, and may not copy the Software for any reason except as necessary to use the Software on a single System. Any copies of the Software shall be subject to the conditions of this Agreement.

You may not, nor cause or permit any third party to, modify, adapt, merge, translate, reverse compile, reverse assemble, or reverse engineer the Software. You may not use the Software, except in accordance with this license. No title to the intellectual property in the Software is transferred to you and full ownership is retained by TTEC or its suppliers. Source code of the Software is not licensed to you. You will be held legally responsible for any copyright infringement, unauthorized transfer, reproduction or use of the Software or its documentation.

Term

This license is effective until terminated by TTEC or upon your failure to comply with any term of this Agreement. Upon termination, you agree to destroy all copies of the Software and its documentation.

You may terminate this license at any time by destroying the Software and its documentation and all copies.

Disclaimer of Warranty

This Software is provided “AS IS” without warranty of any kind, either express or implied, including, but not limited to, the implied warranties of merchantability, fitness for a particular purpose, title, and non-infringement. TTEC and its suppliers disclaim any warranty relating to the quality and performance of the Software. If the Software proves defective, You (and not TTEC or its suppliers) shall be responsible for the entire cost of all necessary servicing, repair or correction. TTEC and its suppliers do not warrant that the functions contained in

the Software will meet your requirements or that the operation of the Software will be uninterrupted or error free.

Limitation of Liability

IN NO EVENT WILL TTEC OR ITS SUPPLIERS BE LIABLE TO YOU FOR ANY DAMAGES, WHETHER IN CONTRACT, TORT, OR OTHERWISE (except personal injury or death resulting from negligence on the part of TTEC or its SUPPLIERS), INCLUDING WITHOUT LIMITATION ANY LOST PROFITS, LOST DATA, LOST SAVINGS OR OTHER INCIDENTAL, SPECIAL OR CONSEQUENTIAL DAMAGES ARISING OUT OF THE USE OR INABILITY TO USE THE SOFTWARE, EVEN IF TTEC OR ITS SUPPLIERS HAVE BEEN ADVISED OF THE POSSIBILITY OF SUCH DAMAGES, NOR FOR THIRD PARTY CLAIMS.

U.S. Government Restricted Rights

The Software is provided with RESTRICTED RIGHTS. Use, duplication or disclosure by the U.S. Government is subject to restrictions set forth in subdivision (b) (3) (ii) or (c) (i) (ii) of the Rights in Technical Data and Computer Software Clause set forth in 252.227-7013, or 52.227-19 (c) (2) of the DOD FAR, as appropriate. Contractor/Manufacturer is TOSHIBA TEC Corporation, 2-4-1, Shibakoen, Minato-ku, Tokyo, 105-8524, Japan.

General

You may not sublicense, lease, rent, assign or transfer this license or the Software. Any attempt to sublicense, lease, rent, assign or transfer any of the rights, duties or obligations hereunder is void. You agree that you do not intend to, and will not ship, transmit (directly or indirectly) the Software, including any copies of the Software, or any technical data contained in the Software or its media, or any direct product thereof, to any country or destination prohibited by the United States Government. This license shall be governed by the laws of Japan or, at the election of a Supplier of TTEC concerned with a dispute arising from or relating to this Agreement, the laws of the Country designated from time to time by the relevant Supplier of TTEC. If any provision or portion of this Agreement shall be found to be illegal, invalid or unenforceable, the remaining provisions or portions shall remain in full force and effect.

YOU ACKNOWLEDGE THAT YOU HAVE READ THIS LICENSE AGREEMENT AND THAT YOU UNDERSTAND ITS PROVISIONS. YOU AGREE TO BE BOUND BY ITS TERMS AND CONDITIONS. YOU FURTHER AGREE THAT THIS LICENSE AGREEMENT CONTAINS THE COMPLETE AND EXCLUSIVE AGREEMENT BETWEEN YOU AND TTEC AND ITS SUPPLIERS AND SUPERSEDES ANY PROPOSAL OR PRIOR AGREEMENT, ORAL OR WRITTEN, OR ANY OTHER COMMUNICATION RELATING TO THE SUBJECT MATTER OF THIS LICENSE AGREEMENT.

TOSHIBA TEC Corporation, 2-4-1, Shibakoen, Minato-ku, Tokyo, 105-8524, Japan.

Trademarks

- Ethernet is a trademark of US Xerox Corporation.
- The official name of Windows 95 is Microsoft Windows 95 Operating System.
- The official name of Windows 98 is Microsoft Windows 98 Operating System.
- The official name of Windows 2000 is Microsoft Windows 2000 Operating System.
- The official name of Windows Me is Microsoft Windows Me Operating System
- Microsoft, Windows, Windows NT, Windows NT Embedded Runtime, Microsoft Internet Explorer, and the brand names and product names of other Microsoft products are trademarks of US Microsoft Corporation in the US and other countries.
- Apple, AppleTalk, Macintosh, Mac OS, and LaserWriter are trademarks of US Apple Computer Inc. in the US and other countries.
- Postscript and Postscript Logo are trademarks of Adobe Systems Incorporated.
- Netscape Navigator is a trademark of Netscape Communications Corporation.
- IBM PC/AT and AIX are trademarks of US International Business Machines Corporation.
- NOVELL, NetWare, and NDS are trademarks of US NOVELL, Inc.
- TrueType is a trademark of US Apple Computer Inc.
- Imaging for Windows is a trademark of Eastman Software, Inc., A Kodak Business.
- Other company names and product names in this manual are the trademarks of their respective companies.
- The technology of Dartcom is used in the scanning process.



·XIONICS· The technology of Xionics is used in the printing process.

Copyright

Copyright © 1999-2001 TOSHIBA TEC Corporation. All Rights Reserved. Under the copyright laws, this manual cannot be reproduced in any form without prior written permission of TTEC. No patent liability is assumed, however, with respect to the use of the information contained herein.

INTRODUCTION

Contents

Quick Start Guide (*this guide*)

The purpose of this guide is to introduce users to the GL-1010 product, summarize installation and operational procedures, and describe system requirements and specifications. A printed copy of this manual ships with the GL-1010.

GL-1010 Operator's Guide (Basic)

You can find the .pdf version of this guide on the e-STUDIO GL-1010 Client CD-ROM. It contains procedures for basic and advanced printing functions, monitoring print jobs using the client software, GL DocMon, and the web-based tool, TopAccess.

GL-1010 Administrator's Guide

You can find the .pdf version of this guide on the e-STUDIO GL-1010 Admin's Client CD-ROM. It is intended for the network administrator and contains detailed information for installing, configuring, and troubleshooting your Toshiba GL-1010.

GL-1010 TopAccessComposer Operator's Guide

You can find the .pdf version of this guide on the e-STUDIO GL-1010 Admin's Client CD-ROM and on e-STUDIO GL-1010 Client CD-ROM. It contains information on storing, managing, editing and printing documents using the web-based tool, TopAccessComposer.

GL-1010 Network Fax Operator's Guide (option)

If you have purchased the optional Fax feature, you will find that the e-STUDIO GL-1010 Fax Client CD-ROM contains a .pdf version of this guide. This guide contains information on enabling network fax functionality via the GL-1010. It includes procedures for sending faxes via the network from a remote workstation and using the fax software. It also describes how to use the web-based utility, TopAccess and the client utility, GL DocMon, to manage fax jobs.

GL-1010 Scan Operator's Guide (option)

If you have purchased the optional Scan feature, you will find that the e-STUDIO GL-1010 Scanner Client CD-ROM contains a .pdf version of this guide. This guide contains information on enabling network scanning functionality via the GL-1010. It includes procedures for configuring scan functionality using the web-based utility, TopAccess. The guide also provides instructions for local scanning and remote management of scan jobs.

To view or print .pdf documents, you must install Adobe's PDF reader software, which you can download for free from the Adobe Web site at www.adobe.com.

CD-ROM CONTENTS

e-STUDIO GL-1010 Client CD-ROM

This CD-ROM contains the following utility software and user documentation (in .pdf format):

- PCL6 and PSL3 printer drivers
- GL DocMon
- Macintosh PPD file
- IPP Port Monitor
- AGFA Font Manager
- GL-1010 Operator's Guide (Basic)
- GL-1010 TopAccessComposer Operator's Guide
- README.TXT file

e-STUDIO GL-1010 Admin's Client CD-ROM

This CD-ROM contains the following utility software and user documentation (in .pdf format):

- NDPS software
- NetWare Admin SnapIn
- MIB Folder
- HP-UX filter
- Solaris filter
- IBM AIX filter
- GL-1010 Administrator's Guide
- GL-1010 TopAccessComposer Operator's Guide
- README.TXT file

e-STUDIO GL-1010 Recovery CD-ROM

This CD-ROM contains the operating system software, a backup of the controller system files in the event the controller software becomes corrupt, and the US printer drivers.

e-STUDIO GL-1010 Fax Client CD-ROM (Option)

If you have purchased the optional network fax option, the CD-ROM contains the following software and documentation (in .pdf format):

- Fax drivers
- Address Book software
- TWAIN driver
- GL-1010 Network Fax Operator's Guide
- README.TXT file

e-STUDIO GL-1010 Scanner Client CD-ROM (Option)

If you have purchased the optional network scan option, the CD-ROM contains the following software and documentation (in .pdf format):

- TWAIN driver
- GL-1010 Scan Operator's Guide
- README.TXT

To view or print .pdf documents, you must install Adobe's PDF reader software, which you can download for free from their Web site at www.adobe.com.

SYSTEM REQUIREMENTS

NETWORK REQUIREMENTS

Supported Print Modes

Microsoft Printing

The GL-1010 controller supports the following Microsoft printing modes:

- Peer-to-Peer over TCP/IP, IPX/SPX, or NetBEUI.
- LPR/LPD on TCP/IP
- IPP

Novell Printing

The GL-1010 controller supports the following NetWare printing modes:

- NetWare 3.x or 4.x Bindary (PSERVER or RPRINTER)
- NetWare 4.x or 5.x NDS (PSERVER or NPRINTER)
- NetWare NDPS (using the Toshiba NLM-based gateway)

Unix Printing

- The GL-1010 supports LPR/LPD printing for the Unix Sun Solaris, HP-UX, and IBM-AIX environments, providing the Toshiba filters are installed.

Macintosh Printing

- AppleTalk (over Ethernet)
- LPR/LPD (over TCP/IP only)

Network Protocol Requirements

TCP/IP Protocol

- Required if you want to use TopAccess to manage the GL-1010 device settings and configure properties.
- Required for LPD printing.

IPX/SPX Protocol

- Required if you want to run the GL-1010 as a Print Server in a Novell Environment.
- The Frame Type is set to Auto Sense by default. To optimize the GL-1010 for your network, you may want to set the Frame Type, which you can do from the copier's front panel or by using TopAccess.

NetBEUI Protocol

- NetBEUI is enabled by default. You can disable NetBEUI from the copier's front panel or by using TopAccess.
- You must define a NetBEUI enabled port to which you can map the GL-1010.

Token Ring Protocol

- You must have a Token Ring Network Interface Card installed in the GL-1010.
- Set the speed to either 4 Mbps or 16 Mbps from the copier's front panel or by using TopAccess.

AppleTalk

- Available over Ethernet (EtherTalk) only. The GL-1010 does not support TokenTalk.
- The GL-1010 does not support AppleShare on the Macintosh XL and 128K.

CLIENT WORKSTATION REQUIREMENTS

PC Workstation Requirements

Hardware Requirements

- Intel 80486/25 or higher (or compatible) microprocessor.
- VGA 800x600 or higher resolution monitor.
- One or more hard disks with the minimum required by Microsoft for the Windows operating system plus 100 MB additional disk space for running GL-1010 printer drivers and utilities.
- CD-ROM drive.
- Minimum 32 MB RAM with a minimum of 12 MB free RAM.
- Mouse, or other pointing device.
- Network Interface Card (either Ethernet or Token Ring).

Operating System Requirements

The GL-1010 controller supports the following Windows client operating systems:

- Windows 95
- Windows 98
- Windows 2000
- Windows Me
- Windows NT

Software Requirements

The software requirements vary slightly depending on the operating system you are running.

Windows 95

- Windows 95 OSR2
- WinSock v2.0
- Novell Client v3.1 for Windows 95/98 plus Client Service Pack 1¹
- Internet Explorer 5.0 or higher/Netscape Navigator 4.75 or higher (to run TopAccess)

Windows 98

- Novell Client v3.1 for Windows 95/98 plus Client Service Pack 1¹
- Internet Explorer 5.0 or higher/Netscape Navigator 4.75 or higher (to run TopAccess)

1. Required only if you will be running IPX-based SNMP access and Novell printing.

Windows 2000

- Microsoft Service Pack 1
- Novell Client v4.7 for Windows NT/2000 with Z.E.N works Starter Pack
- Internet Explorer 5.0 or higher/Netscape Navigator 4.75 or higher (to run TopAccess)

Windows Me

- Novell Client v3.3²
- Internet Explorer 5.0 or higher/Netscape Navigator 4.75 or higher (to run TopAccess)

Windows NT 4.0 Workstation

- Microsoft Service Pack 5
- Novell Client v4.6 for Windows NT with Z.E.N works Starter Pack, plus Client Service Pack 1²
- Internet Explorer 5.0 or higher/Netscape Navigator 4.75 or higher (to run TopAccess)

Unix Workstation Requirements

Hardware Requirements

- SPARC platform
- PA-RISC platform
- RS/6000 platform

Operating System Requirements

The GL-1010 controller supports the following Unix operating systems:

- HP-UX
- Sun Solaris version 2.5x, 2.6, or 7.0
- IBM AIX 4.3.x

Software Requirements

- You must install the Toshiba print filter, which is distributed in TAR format on the e-STUDIO GL-1010 Admin's Client CD-ROM.
- Internet Explorer 5.0+ or Netscape Navigator 4.76+ (to run TopAccess)

2. Required only if you will be running IPX-based SNMP access and Novell printing.

Macintosh Workstation Requirements

Operating System Requirements

- Operating System Version 8.0, 8.5, 8.6, 9.0 or Mac OS X.

Software Requirements

- LaserWriter 8.6.5+ printer driver
- Internet Explorer 5.0+ or Netscape Navigator 4.78+ (to run TopAccess)
- Stuffit compression software version 5.5+

GL-1010 Printer Driver Requirements

To use the PCL6 or PSL3 printer drivers, your workstation must running one of the following operating systems:

- Windows 95
- Windows 98
- Windows 2000
- Windows NT 4.0
- Windows Me

It is recommended that you have at least 20 MB free hard disk space, although having twice that free would improve performance.

Additionally, you must map the driver to an available and configured GL-1010 printer in order to take advantage of all the drivers' features and functionality.

GL DocMon Requirements

To use GL DocMon, your workstation must running one of the following operating systems:

- Windows 95
- Windows 98
- Windows 2000
- Windows NT 4.0
- Windows Me

Additionally, the TCP/IP and/or IPX/SPX network protocols must be installed.

It is recommended that you have at least 60 MB free hard disk space, although having twice that free would improve performance.

TopAccess Requirements

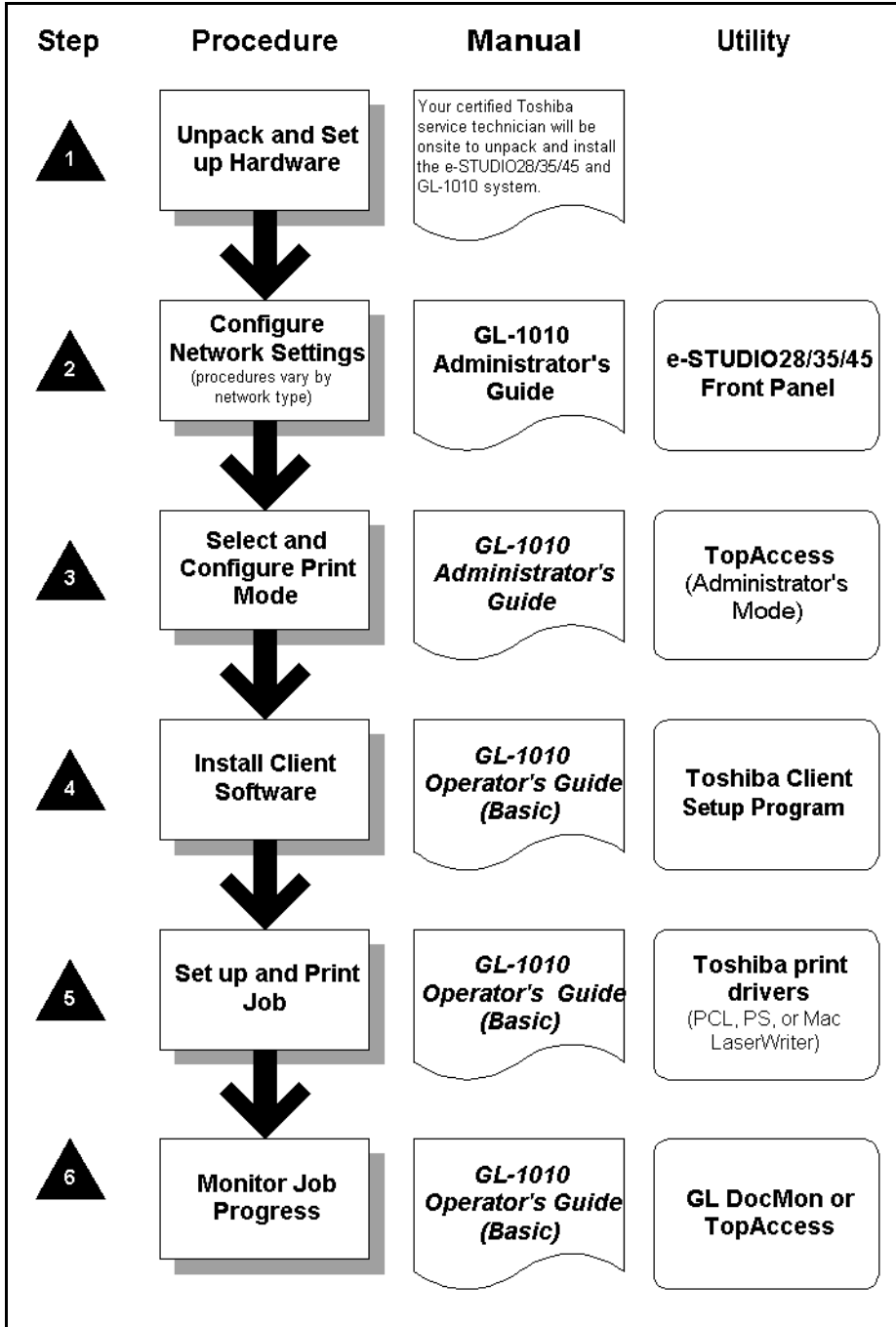
- Internet Explorer 5.0 or higher/Netscape Navigator 4.75 or higher for Windows.
- Internet Explorer 5.0+ or Netscape Navigator 4.78+ required for Macintosh or Netscape Navigator 4.76+ required for Unix operating systems.

SETUP FLOW AND UTILITIES

INSTALLATION

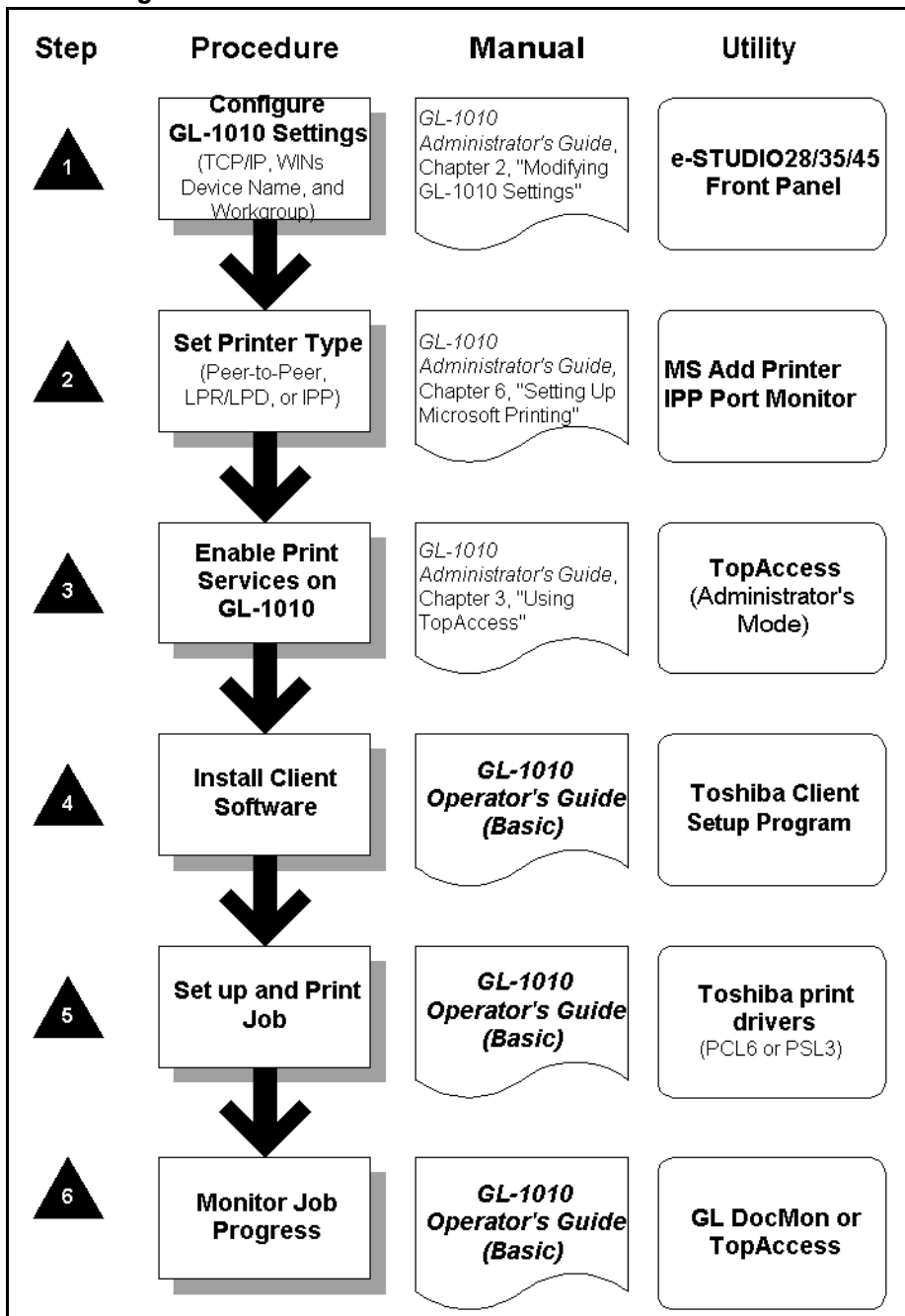
Setup Process Overview

The following flow chart illustrates the steps for enabling network printing with your e-STUDIO GL-1010 Electronic Document Processing System. Note that specific configuration procedures vary depending on the network software and client type. Refer to "Configuration Process Flow" on page 23 for an overview of steps for your specific network configuration.

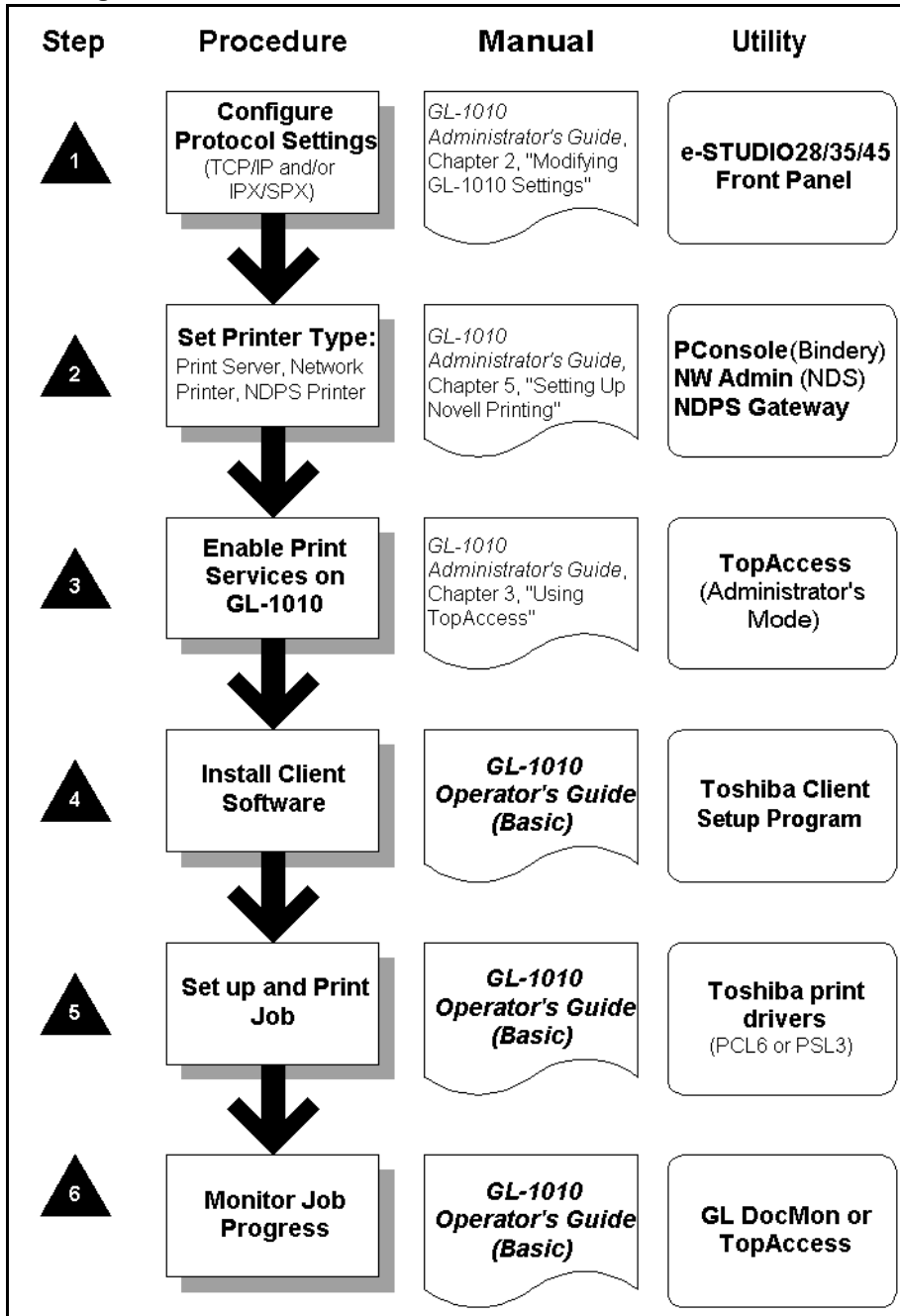


Configuration Process Flow

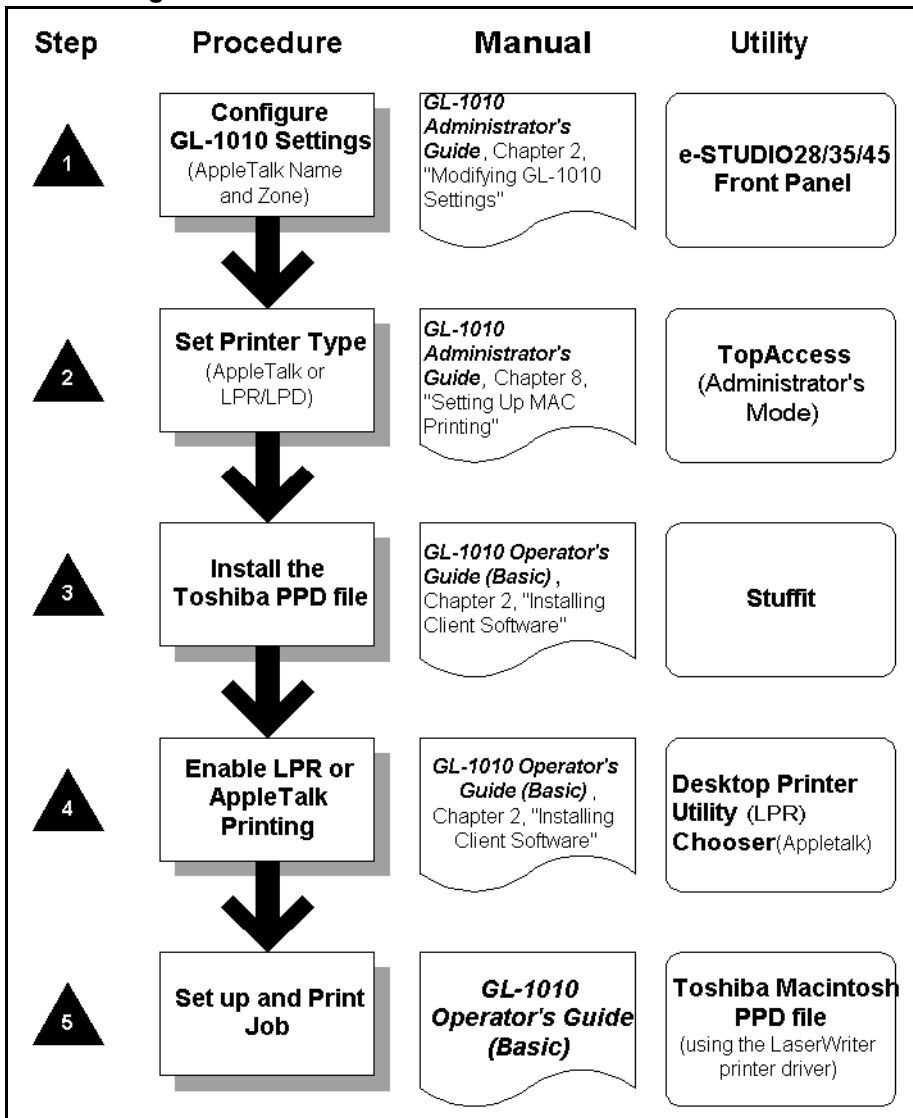
Microsoft Printing Process Flow



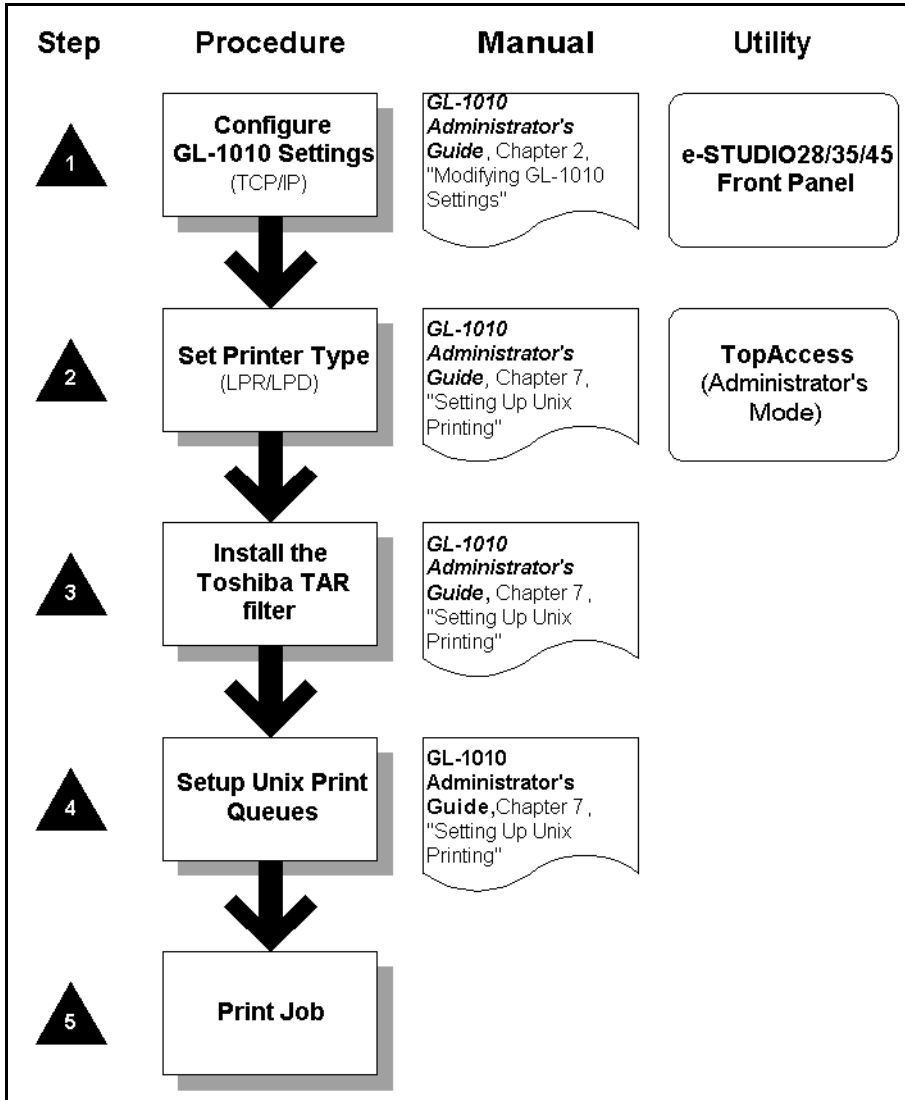
Novell Printing Process Flow



Macintosh Printing Process Flow



Unix Printing Process Flow



GL DocMon

GL DocMon provides end-users with a way to monitor all jobs and control their own current jobs. With the notification feature enabled, users are notified of copier or printing events, such as paper-out or cassette open, before they walk to the copier to retrieve their print job.

For more information on using GL DocMon, please refer to the GL-1010 Operator's Guide (Basic). You can also quickly access the GL DocMon online help from within the application by clicking the **Help** button at the bottom of the tabbed dialog box.

TopAccess

TopAccess (Administrator Mode)

TopAccess, an embedded Web-based device management tool, allows administrators to perform device management functions over the Internet using either Internet Explorer 5.0+ or Netscape Navigator 4.75+ browsers. Internet Explorer 5.0+ or Netscape Navigator 4.78+ required for Macintosh. Internet Explorer 5.0+ or Netscape Navigator 4.76+ required for Unix operating systems.

TopAccess (End User Mode)

In end-user mode, TopAccess allows users to monitor and manage their print jobs over the Internet using either Internet Explorer 5.0+ or Netscape Navigator 4.75+ browsers. Internet Explorer 5.0+ or Netscape Navigator 4.78+ required for Macintosh. Internet Explorer 5.0+ or Netscape Navigator 4.76+ required for Unix operating systems.

SPECIFICATIONS

CONTROLLER SPECIFICATIONS

Paper Size		Letter, A4, Legal, Statement, Ledger, Folio, A3, A5, B4, B5, Computer, 13inch LG, 8.5SQ, A6
Controller type		Embedded
Engine Interface		PCI
Memory (RAM)		Standard 128 MB. Recommended 256 MB. Maximum 256 MB
HDD		More than 10 GB
CD-ROM Drive		Yes (Max. 48x)
Interface		100Base-T, 10Base-T (Standard) Token Ring (Optional)
Language	PCL	PCL6
	PostScript	PostScript Level 3
Fonts	PCL	80 Fonts
	PostScript	136 Fonts
NOS	Client/Server	Windows NT 4.0 Domain Server Windows 2000 NetWare 3.11/3.12/4.x NetWare 4.x (NDS) NetWare 4.x (Bindery) NetWare 5.x (NDPS)
	Peer-to-Peer	Windows 95/98/Me/2000 Windows NT 4.0 Workstation
	Mac	AppleTalk (EtherTalk)
Print Protocols		TCP/IP, IPX/SPX, NetBEUI/NetBIOS, EtherTalk, LPR/LPD, IPP IP Addressing-Manual/DHCP Host Name Resolution-WINS/DNS
Drivers		Windows 95/98/Me Windows 2000 Windows NT 4.0 Mac (PS PPD only) Unix (Sun, HP-UX, AIX filter only)
Utilities		GL DocMon (SNMP-based) TopAccess (Web-based. Not available on Token Ring. Requires Internet Explorer 5.0+ or Netscape Navigator 4.75+ browsers. Unix requires Netscape Navigator 4.76+ and Mac requires Netscape Navigator 4.78+)
Standard NIC	10/100Base-T	10/100T-NIC
Optional NIC	Token Ring	TKNRNG-NIC
Options	Scan/ Email print kit	GB-1060
	Parallel Print	GF-1100
	Network Fax kit	GB-1040
	Expansion Memory	GC-1090 (128 MB)

Free Manuals Download Website

<http://myh66.com>

<http://usermanuals.us>

<http://www.somanuals.com>

<http://www.4manuals.cc>

<http://www.manual-lib.com>

<http://www.404manual.com>

<http://www.luxmanual.com>

<http://aubethermostatmanual.com>

Golf course search by state

<http://golfingnear.com>

Email search by domain

<http://emailbydomain.com>

Auto manuals search

<http://auto.somanuals.com>

TV manuals search

<http://tv.somanuals.com>