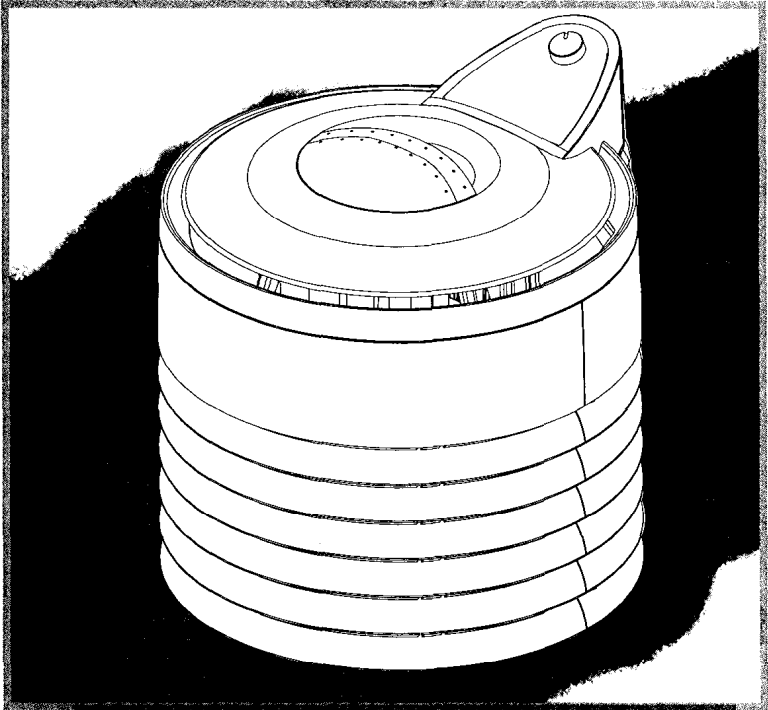


Sunbeam®



MODELS 2543 & 2544

Instruction Manual HEPA AIR CLEANER

CAUTION:

These guidelines and safeguards help ensure that your new Air Cleaner operates effectively. Please read all instructions carefully before using your appliance.

QUESTIONS:

If you have questions or comments, please call us at

1-800-597-5978.

IMPORTANT SAFEGUARDS

When using electrical appliances, basic safety precautions should always be followed, including:

- 1. READ ALL INSTRUCTIONS CAREFULLY.**
- To reduce the risk of electrical shock, this equipment has a grounded type of plug that has a third (grounding) pin. This plug will only fit into a grounded type of power outlet. If the plug does not fit into the outlet, contact qualified personnel to install the proper outlet. Do not alter the plug in any way.
- Keep the cord out of high traffic areas. To avoid fire hazard, never put the cord under rugs, near heat registers, radiators, stoves or heaters. Keep the cord away from heated surfaces.
- Do not immerse in water or other liquids. Do not use while bathing.
- Close supervision is necessary when any appliance is used near children or incapacitated persons.
- Always unplug the Air Cleaner before moving it, cleaning or changing filters, or whenever the Air Cleaner is not in use.
- Do not put foreign objects inside the Air Cleaner.
- Do not operate this appliance with a damaged cord or plug, or if the fan fails to rotate, or has been dropped or damaged in any manner. Return the appliance to manufacturer for examination or repair.
(See warranty for information)
- Use appliance only for intended household use as described in this manual.
- Do not use outdoors.
- Never block the air opening or place on a soft surface such as a bed or sofa where the opening may be blocked.
- Do not attempt to service or disassemble the unit yourself.

SAVE THESE INSTRUCTIONS

CONGRATULATIONS ON YOUR PURCHASE

If you have any questions or comments, please feel free to call us at 1-800-597-5978. Our Customer Service Representatives will be happy to assist you.

FEATURE OF YOUR SUNBEAM AIR CLEANER

This Sunbeam Air Cleaner is equipped with the following features:

TRUE **HEPA** FILTER

Certified to capture 99.97% of all airborne particles .3 microns (3/1000 of a human hair in size) or larger.

CHARCOAL PRE-Filter

Helps eliminate odors and rejuvenates stale air.

FILTER CHECK REMINDER LIGHT

Reminds you to check to see if your filter needs replacement.

IONIZER

Provides additional assistance in removing airborne particles. An added stage of filtration to further clean the room. The ionizer negatively charges small particles not captured by the HEPA filter as they leave the Air Cleaner. These tiny charged negative particles will combine with other larger positively charged particles that can then be filtered out of the air through the Air Cleaner.

CLEANING CAPACITY

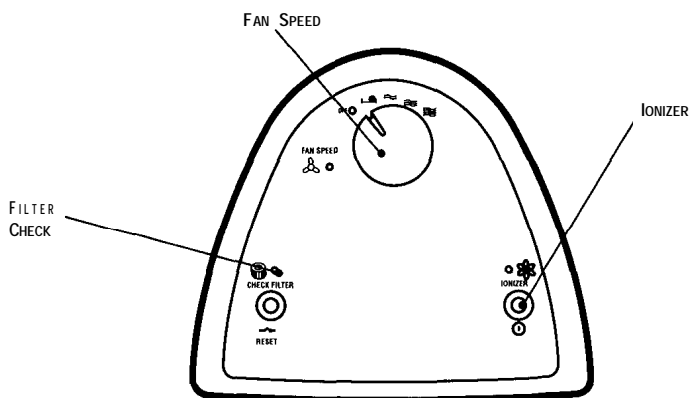
Your Air Cleaner has the capacity to process the amount of air contained in a 160 square foot room every 10 minutes (Model 2543) or 7 minutes (Model 2544) on the high fan speed setting. Your Air Cleaner has a total of four fan speed settings, including an extra-quiet sleep setting. Adjust fan settings as needed. The sleep setting will be the quietest setting but will also be the lowest performing in terms of the capacity of air cleaned.

OPERATING YOUR SUNBEAM® AIR CLEANER

1. Place your Air Cleaner near the center of the room or in an area where the unit can operate without impediments to airflow.
2. Experiment with the location and fan speed settings on your unit. If you feel that too many allergen particles are still present after running the unit at a low fan speed (*SLEEP, LOW OR MEDIUM*), try increasing the fan speed to medium or high. You can also try repositioning the unit in your room. If you feel that your home's air needs constant cleaning, e.g., during high pollen count days, you should run the unit 24 hours a day.

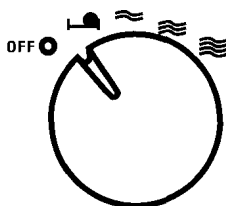
CAUTION: Individuals with respiratory problems should consult with their physician regarding use of an Air Cleaner as part of a treatment program.

YOUR SUNBEAM AIR CLEANER



TO RUN YOUR AIR CLEANER

Choose one of the four fan speeds (*SLEEP, LOW, MEDIUM, HIGH*). The indicator light will come on to show that the unit is working. The Air Cleaner will run continuously until you shut it off.



TO USE THE IONIZER

Push down the ionizer button. The indicator light will come on. The ionizer is now operating and will continue to operate while the Air Cleaner is on.

FILTER MAINTENANCE/REPLACEMENT INSTRUCTIONS


CHECKING THE FILTER

ALWAYS UNPLUG THE UNIT BEFORE CHECKING THE FILTER.

The check filter light indicates when it's time to check your HEPA or charcoal filter to see if it needs replacement, if the light is:

BLINKING

Check the charcoal filter for possible replacement (*usually* 3 months after initial usage). Check the appearance of the filter to see if there is a visible amount of dust or lint on the filter. If so, you will need to replace the charcoal filter with replacement Model 6620 for Model 2543 Air Cleaner or Model 6622 for Model 2544 Air Cleaner. See instructions below for replacing the filter. After you have checked or replaced the filter, make sure to press the RESET button.



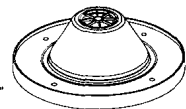
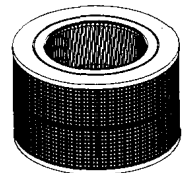
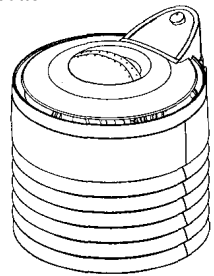
SOLID

Check the HEPA filter for possible replacement (usually a minimum of 1 year after the initial usage). If the filter appears brown in color, it is time to replace the filter. Use replacement filter Model 6619 for Model 2543 Air Cleaner or Model 6621 for Model 2544 Air Cleaner. See instructions below for replacing the filter. After you have checked or replaced the filter, make sure to press the RESET button.

CHANGING THE Filter

1. Always unplug the unit prior to replacing the filter.
2. To remove the filter, turn the unit upside down and unscrew the knob at the base of the Air Cleaner.
3. Remove the old filter and replace with a new filter.
4. Replace base of unit and screw knob back in place.
5. Replacement HEPA filters and charcoal filters can be purchased at your local retailer, or order directly from Sunbeam.

NEVER ATTEMPT TO SERVICE OR DISASSEMBLE THE UNIT YOURSELF (other than replacing the filter).



CLEANING INSTRUCTIONS

1. Always unplug the unit before cleaning and when not in use.
2. Outside surfaces intake or vents can be cleaned with a soft cloth.
3. Do not submerge in water, or allow water to come in contact with the Air Cleaner.

WHY USE AN AIR CLEANER?

Many doctors and health professionals include the use of HEPA Air Cleaners as part of an overall program intended to reduce indoor airborne allergens and help control allergy and asthma symptoms. Below you will find helpful suggestions to aid you and your family in minimizing your exposure to these common allergens.

ALLERGENS IN YOUR HOME

The types of allergens and the level of allergens in your home may vary widely depending on the environment (*different parts of the country, seasons of the year, etc.*), the age of your home, the activity level within your home, and the presence of pets.

Many airborne allergen particles range in size from 1 to 100 microns (*a micron is 3/1000 the size of a human hair!*). Your Sunbeam Air Cleaner contains a True-HEPA filter certified to capture 99.97% of all particles 0.3 microns or larger.



POLLEN



MOLD &
SPORES



COOKING
ODORS



AIRBORNE
BACTERIA



CIGARETTE
SMOKE & ODOR



MUSTY
SMELLS



PET DANDER
& ODORS



DUST, DIRT
& FIBERS

REDUCING ALLERGEN LEVELS AT HOME:

For best results, Air Cleaners should be used in conjunction with these steps to help reduce airborne allergens and other allergic irritants:

- Clean and dust regularly to avoid dust build-up
- Use allergy-proof covers on mattresses and pillows
- Use comforters and pillows made of synthetic fiber like dacron or orlon
- Wash bed linens weekly in hot water
- Outfit homes with hardwood or linoleum floors instead of carpeting
- Vacuum home frequently, using a vacuum with a HEPA filter
- Control indoor humidity with air conditioning and dehumidifiers
- Clean and ventilate areas where molds may grow
- Reduce exposure to pets – have them and their cages cleaned frequently and wash hands after handling
- Consider using products designed to kill dust mites or reduce dust mite allergens
- Avoid household irritants like tobacco smoke, aerosols and strongly-scented cleaning products

When choosing an Air Cleaner, you should consider whether it can clean and ventilate sufficient amounts of clean air in the room(s) in which it will be used. You should consult your doctor or health care professional to see if you are actually sensitive to indoor airborne allergens and seek his or her advice as to whether an Air Cleaner can help to control your symptoms.

2-YEAR LIMITED WARRANTY

Sunbeam Products Inc. warrants to the original purchaser, subject to the limitations and exclusions set forth below, that this product shall be free, in all material respects, of mechanical and electrical defects in material and workmanship from the date of purchase for two years. This warranty does not cover normal wear of parts or damage resulting from any of the following: negligent use or misuse of the product, use on improper voltage or current, use contrary to operating instructions or disassembly, repair or alteration by any person other than an Authorized Service Center.

Our obligation hereunder is limited to repair or replacement with the same or a similar model of as good or better quality, at manufacturers option, of the product during the warranty period, provided that the product, along with the model number and original dated proof of purchase, is sent postage prepaid, directly to the following address:

SUNBEAM APPLIANCE SERVICE STATION
Attention: Service Department
117 Central Industrial Row
Purvis, MS 39475

Do not return this product to the place of purchase or to the manufacturer; doing so may delay the processing of your warranty claim.

Answers to questions regarding this warranty or for your nearest Authorized Service location may be obtained by calling toll-free 1-800-597-5978 or by writing to Sunbeam-Consumer Affairs, at P.O. Box 948389, Maitland, FL 32794-8389.

DISCLAIMER

Product repair or replacement as provided under this warranty is your exclusive remedy. **SUNBEAM PRODUCTS, INC. SHALL NOT BE LIABLE FOR ANY INCIDENTAL OR CONSEQUENTIAL DAMAGES FOR BREACH OF ANY EXPRESS OR IMPLIED WARRANTY ON THIS PRODUCT OR ANY PART THEREOF. EXCEPT TO THE EXTENT PROHIBITED BY APPLICABLE LAW, SUNBEAM PRODUCTS, INC. DISCLAIMS ANY IMPLIED WARRANTY OF MERCHANTABILITY OR FITNESS FOR A PARTICULAR PURPOSE OF THIS PRODUCT OR ANY PART THEREOF.** Some states do not allow the exclusion or limitation of incidental or consequential damages, or allow limitations on how long an implied warranty lasts, so the above limitations or exclusions may not apply to you. This warranty gives you specific legal rights, and you may also have other rights, which vary from State to State.

TO ORDER REPLACEMENT FILTERS BY MAIL

Mail Order Form

In the U.S., to order the following parts by credit card, please call:

Sunbeam Products, Inc. at 1-800-597-5978, or mail a check with this mail-order form to: Sunbeam Products, Inc., Consumer Affairs Department
P. O. Box 948389, Department PT., Maitland, FL 32794-8389

Model No.	Description	Quantity	Price Each	Total
6619	Small HEPA Filter (For Model 2543)		\$34.95	
6620	Small Charcoal pre-filter (For Model 2543)		\$ 5.95	
6621	Large HEPA Filter (For Model 2544)		\$44.95	
6622	Large Charcoal pre-filter (For Model 2544)		\$ 7.95	
			Shipping/Handling	\$3.00
			Total amount enclosed	

All taxes included in price.

Mail check or money order
(made payable to Sunbeam Products, Inc.) to:

Sunbeam Products, Inc.
Consumer Affairs Department
PO Box 948389
Maitland, FL 32794-8389

DO NOT SEND CASH

Please allow 4-6 weeks for delivery

Name

Address

City

State

ZIP

PN. 102405

The Sunbeam logo features the word "Sunbeam" in a classic, elegant cursive script. A thin, dark, curved line arches over the top of the letters, starting above the 'S' and ending above the 'm', creating a sense of motion or a protective canopy.

©1998 Sunbeam Corporation or its affiliated companies. All rights reserved.

Sunbeam is a registered trademark of Sunbeam Corporation or its affiliated companies.
Distributed by Sunbeam Products Inc., Delray Beach, Florida 33445, or an affiliated company.

PN. 102404

Free Manuals Download Website

<http://myh66.com>

<http://usermanuals.us>

<http://www.somanuals.com>

<http://www.4manuals.cc>

<http://www.manual-lib.com>

<http://www.404manual.com>

<http://www.luxmanual.com>

<http://aubethermostatmanual.com>

Golf course search by state

<http://golfingnear.com>

Email search by domain

<http://emailbydomain.com>

Auto manuals search

<http://auto.somanuals.com>

TV manuals search

<http://tv.somanuals.com>