



MODEL 522 BASE-STATION MICROPHONE

The Model 522 is a dynamic base-station microphone for radio communications, paging, and dispatching systems. Its cardioid (unidirectional) pickup pattern suppresses unwanted background noise from nearby dispatchers, ventilating equipment, or office machines. It also can reduce feedback in public address paging applications.

Features

- Dual impedance (19 to 300 ohms or High)
- Impedance change switch for convenient change-over
- Finger-tip control bar (locking or non-locking action) to actuate microphone circuit and an external relay or control circuit
- Long-life switch to satisfy rigorous requirements of communications and paging systems
- Sturdy, high impact ARMO-DUR®, base and microphone case
- Adjustable microphone height
- Dependable under most operating conditions

PRESS-TO-TALK SWITCH OPERATION

Press and hold the bar switch to talk. To lock the switch, press and pull it forward. To unlock the switch, move the bar back and release.

IMPEDANCE SELECTION

Use the switch located under the microphone base, near the cable entry, to select high ("HI") or low ("LO") impedance.

Use the low-impedance position for long cable lengths under conditions of severe hum disturbance. Use Shure Model A95 Series Line Matching Transformers when using a low-impedance microphone line with a high-impedance amplifier input.

LOGIC CONNECTIONS

The RED and BLACK leads may be used to control an external relay or switching circuit.

AUDIO CONNECTIONS

Unbalanced high-impedance operation:

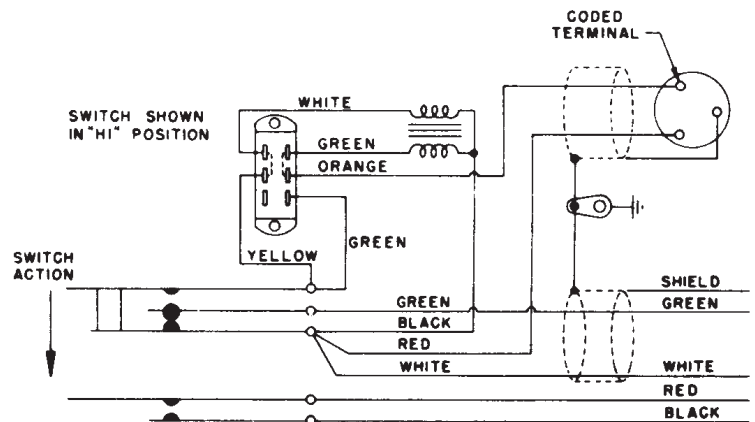
Set the impedance switch to the "HI" position (as shipped). Connect the GREEN cable lead and the shield to the amplifier chassis ground. The WHITE cable lead is the "hot" conductor.

Balanced-line low-impedance operation:

Set the impedance switch to the "LO" position. Connect the shield to the amplifier chassis ground. The WHITE and GREEN cable leads are the "hot" conductors.

Table 1. Cable-to-Connector Wiring

INPUT TYPE	WIRE COLOR	FUNCTION	XLR CONNECTOR	1/4 IN. PHONE PLUG
UNBALANCED	WHITE	AUDIO	PIN 2	TIP
	GREEN	AUDIO GROUND	PIN 3	SLEEVE
	SHIELD	CHASSIS GROUND	PIN 1	SLEEVE
BALANCED	WHITE	AUDIO +	PIN 2	TIP
	GREEN	AUDIO -	PIN 3	RING
	SHIELD	CHASSIS GROUND	PIN 1	SLEEVE



SPECIFICATIONS

Type

Dynamic

Frequency Response

60 to 11,000 Hz

Polar Pattern

Cardioid

Impedance

Dual. Microphone rating impedance is 150 ohms (260 ohms actual) for connection to microphone inputs rated at 19 to 300 ohms and "High" for connection to high-impedance microphone inputs. Switch is in high-impedance position as supplied.

SENSITIVITY (at 1,000 Hz):	LOW	HIGH
Open Circuit Voltage*	-57.5 dB	-38.5 dB
(Ref. 1V/Pascal	(1.3 mV)	(12 mV)

*(1 Pa = 94 dB SPL)

Switch

Press-to-Talk Switch: lockable, for microphone and an external relay or control circuit. Microphone circuit normally shorted in both high and low impedance.

Impedance Selection Switch: provides either high- or low-impedance operation.

Cartridge Shock Mount

Internal rubber vibration-isolator

Cable

2.1 m (7 ft) four-conductor, two conductors shielded non-detachable

Case

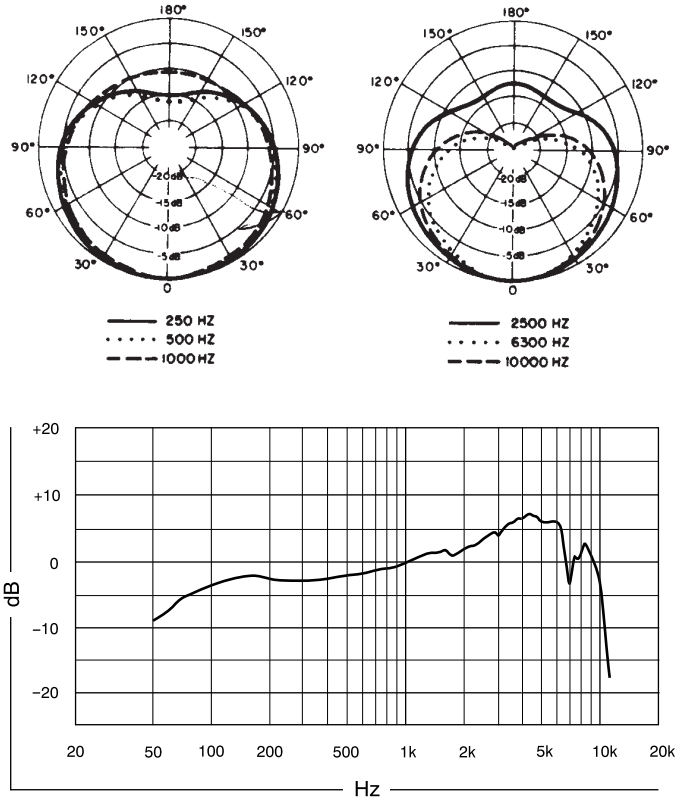
Two-tone gray ARMO-DUR, with dull-chrome-plated steel screen

Net Weight

736 grams (1 lb 10 oz)

Shipping Weight

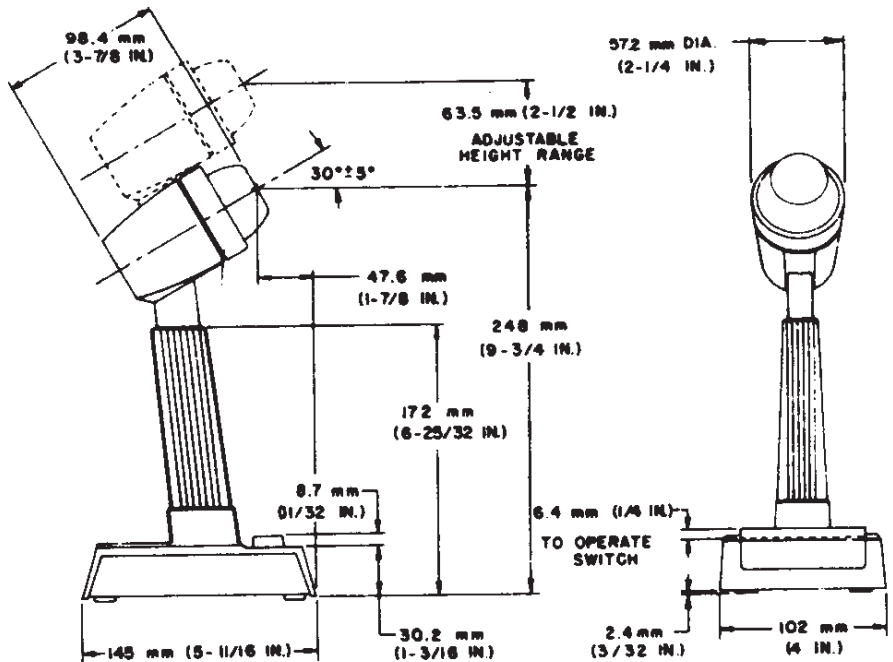
1020 grams (2 lb 4 oz)



REPLACEMENT PARTS

Cable	C31C
On-Off Switch	K141S

For additional service or parts information, please contact Shure's Service department at 1-800-516-2525. Outside the United States, please contact your authorized Shure Service Center.



United States, Canada, Latin America, Caribbean:
 Shure Incorporated
 5800 West Touhy Avenue
 Niles, IL 60714-4608 USA
 Phone: 847-600-2000
 Fax: 847-600-1212 (USA)
 Fax: 847-600-6446
 Email: info@shure.com

Europe, Middle East, Africa:
 Shure Europe GmbH
 Jakob-Dieffenbacher-Str. 12,
 75031 Eppingen, Germany
 Phone: 49-7262-92490
 Fax: 49-7262-9249114
 Email: info@shure.de

Asia, Pacific:
 Shure Asia Limited
 22/F, 625 King's Road
 North Point, Island East
 Hong Kong
 Phone: 852-2893-4290
 Fax: 852-2893-4055
 Email: info@shure.com.hk

Free Manuals Download Website

<http://myh66.com>

<http://usermanuals.us>

<http://www.somanuals.com>

<http://www.4manuals.cc>

<http://www.manual-lib.com>

<http://www.404manual.com>

<http://www.luxmanual.com>

<http://aubethermostatmanual.com>

Golf course search by state

<http://golfingnear.com>

Email search by domain

<http://emailbydomain.com>

Auto manuals search

<http://auto.somanuals.com>

TV manuals search

<http://tv.somanuals.com>