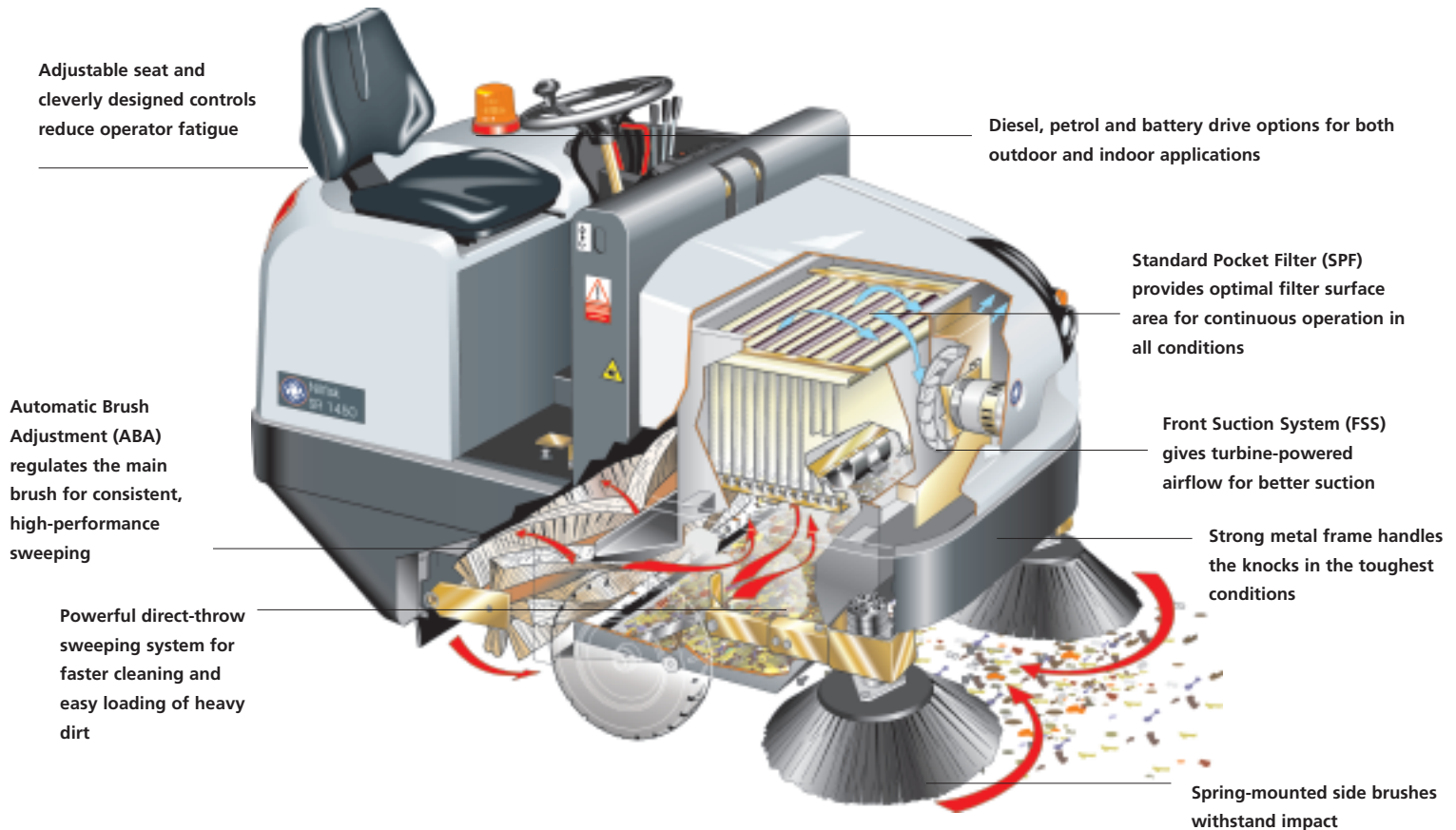


Designed to meet your cleaning needs



Models SR 1700 and SR 1800 offer an optional operator cabin, which can be fitted with pressurization, heating and air conditioning if required.



The 'no-tools' system allows fast and trouble-free access to the main brush for maintenance and replacement.



Ramp climbing ability - full load sweeping - up to 22%

For more information:
nilfisk-advance.com

Professional products from the industry leader

TECHNICAL SPECIFICATIONS

Description	Unit	SR 1450 D/P	SR 1450 B	SR 1550C D/P	SR 1550C B
Motor power source		Dsl.2cyl.13,4 Hp/Ptr.2cyl.20 Hp	Battery 36V	Dsl.3cyl.23,4Hp/Ptr.2cyl.20Hp	Battery 36V
Motor brand		Lombardini	2,5 Kw	Lombardini	5 Kw
Productivity rate theoretical/actual	m ² /h	19.000/13.000	11000/7500	20.000/14.000	12.000/8.500
Working width w/right side brush	mm	1.120	1.120	1.240	1.240
Working width w/2 side brushes	mm	1.440	1.440	1.530	1.530
Min. turning aisle width	cm	265	265	320	320
Max speed	km/h	13	8	13	8
Hopper volume	l	212	212	335	335
Max dumping height	cm	136	136	148	148
Main filter area	m ²	5,2	5,2	8,4	8,4
Length x width x height	cm	197x110x148	197x110x148	228x136x155	228x136x155
Weight without batteries	Kg	720/725	635	875/825	700

Description	Unit	SR 1700 D-2WD	SR 1700 B-2WD	SR 1800S D	SR 1800S D-2WD
Motor power source		Diesel, 3cyl., 29,8Hp	Battery 48V	Diesel, 4cyl.,33,2Hp	Diesel, 4cyl.,33,2Hp
Motor brand		Lombardini	7Kw	Lombardini	Lombardini
Productivity rate theoretical/actual	m ² /h	24000/17000	13.000/9.000	26.000/18.000	26.000/18.000
Working width w/right side brush	mm	1.380	1.380	1.600	1.600
Working width w/2 side brushes	mm	1.730	1.730	1.800	1.800
Min. turning aisle width	cm	400	400	375	430
Max speed	km/h	14	8	14	14
Hopper volume	l	376	376	510	510
Max dumping height	cm	146	146	146	146
Main filter area	m ²	7	7	10,2	10,2
Length x width x height	cm	266x150x161	266x150x161	290x174x162	290x174x162
Weight without batteries	Kg	1.285	1.183	1.470	1.490

Specifications and details are subject to change without prior notice.

For more information:
nilfisk-advance.com



Nilfisk-Advance A/S
 Sognevej 25
 DK-2605 Brøndby
 Denmark
 Tel.: +45 43 23 81 00
 Fax: +45 43 43 77 00
 mail@nilfisk-advance.dk
 www.nilfisk-advance.com

Industrial sweepers

Nilfisk SR 1450/1550C/1700-2WD/1800S/1800S-2WD

A clean sweep



A new & complete range of ride-on sweepers
for heavy duty cleaning



Professional solutions for your sweeping needs



All models in this range of Nilfisk-Advance sweepers feature a 'high-dump' hopper emptying system, capable of dumping into standard containers.

A CLEANER IMAGE FOR YOUR BUSINESS

First impressions last - consequently a clean image of your business is as important as any other aspect of your activities. A clean image signals professionalism and dedication to your clients. However, keeping your manufacturing plant, warehouse or parking area clean is a daily challenge.

To provide you with the best tools for meeting this challenge, Nilfisk-Advance offers the most complete range of heavy-duty sweepers in the industry.

These ride-on sweepers are designed to combine fast, effective cleaning of heavily soiled areas with operator comfort and safety. Plus, there are battery, petrol or diesel powered versions to choose from. The result is high productivity and excellent performance. So if a clean image is important for your business, Nilfisk-Advance has the right machine for the job.

Nobody understands cleaning better than Nilfisk-Advance. - thats also why we are the number one global supplier of professional cleaning equipment.

Ride-on sweepers for all

SR 1450

SR 1550C



COMPACT DESIGN FOR EASY MANOEUVRABILITY

SIMPLE AND FUNCTIONAL

THE SR 1450 is ideal for work in congested and tight-space areas

Hydrostatic drive directly controlled by a single pedal


All operations controlled hydraulically from the driver's seat

Two suction turbines electrical driven on SR 1550C and SR 1700 provide better air flow and filter efficiency

SR 1450 and SR 1550C have excellent productivity and compact dimensions

Robust frame withstands knocks and tough conditions

The Nilfisk-Advance range of industrial ride-on sweepers is available with a choice of battery or diesel powered options. SR 1450 and SR 1550C are also available in petrol versions



An electric filter-shaker prevents build-up and clogging for better performance



The adjustable seat and ergonomically designed controls allow maximum visibility and comfort for less fatigue and better results



The Standard Pocket Filter allows maximum filter surface area for long, maintenance-free operation regardless of the dust level. It gives excellent dust retention without clogging



The motor compartment is easy to access for simple maintenance and service. All models have an optional double stage filter to ensure maximum protection of the motor in very dusty and tough applications



Easy-to-understand operating controls mean more efficient cleaning.

applications

SR 1800S

SR 1700 2WD/1800S 2WD



BUILT TO HANDLE THE TOUGHEST JOBS



TWO-WHEEL DRIVE FOR BETTER STABILITY



Automatic brush pressure control adapts the brush to uneven surfaces for consistent cleaning and less brush wear.

Highly advanced sweeping ensures better cleaning.

All SR 1800 versions have a suction turbine hydraulically driven, which provides a powerful airflow and an outstanding filter efficiency.

The Two-wheel drive models (2WD) handles slopes, kerbs and provides stability and consistency on uneven floors better than single wheel drive. They have excellent traction on slippery floors and lower weight load per cm².

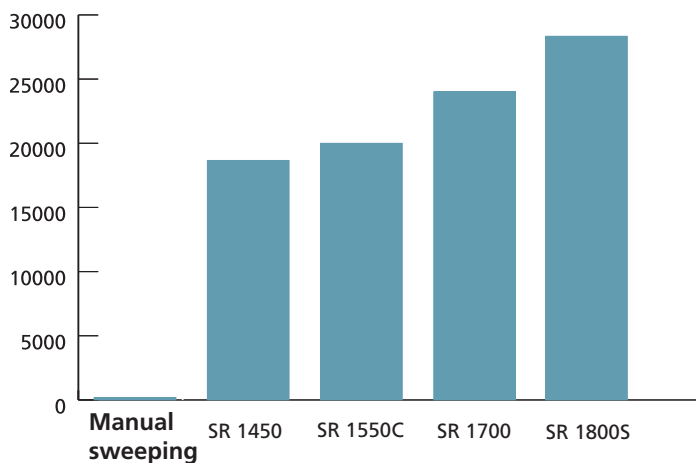
SR 1700 2WD Battery version is the right solution for indoor areas and/or in pollution sensitive environments

The two-wheel drive models (2WD) are able to overcome obstacles such as kerbs and low steps



Thanks to the optional polyester filter, all industrial Nilfisk-Advance sweepers can easily deal with static material, water and oil

Theoretical Productivity Rate
m²/h*



* D versions

Free Manuals Download Website

<http://myh66.com>

<http://usermanuals.us>

<http://www.somanuals.com>

<http://www.4manuals.cc>

<http://www.manual-lib.com>

<http://www.404manual.com>

<http://www.luxmanual.com>

<http://aubethermostatmanual.com>

Golf course search by state

<http://golfingnear.com>

Email search by domain

<http://emailbydomain.com>

Auto manuals search

<http://auto.somanuals.com>

TV manuals search

<http://tv.somanuals.com>