

# User's Manual

## PS 2/2A



[www.altoproaudio.com](http://www.altoproaudio.com)  
Version 1.1 September 2005

— English —

## SAFETY INSTRUCTIONS



### ▲ "Electric discharge"

This symbol, alert you to the presence of uninsulated dangerous voltage inside the product enclosure, which constitutes a risk of electric shock.

### ▲ "Exclamatory point"

This symbol, alert the user to the presence of important operating and maintenance instructions in the owner's manual included to the product.



Disposing of this product should not be placed in municipal waste and should be Separate collection.

### 1. Read Instructions

All the safety and operation instructions should be read before using the product and retain them for future reference.

### 2. Water & Moisture

This product should not be used near water and will be protect from atmospheric agents in fixed or temporary installations.

### 3. Heat

This product should be situated away from heat sources such as radiators, or other devices which produce heat.

### 4. Liquid Entry

Care should be taken so that liquids are not spilled into the product and that objects do not fall on.

### 5. Service Assistance

This product should be serviced only by qualified service personnel when :

- a. Liquids has spilled or objects have fallen into this product, or
- b. This product has been exposed to rain, or
- c. This product does not appear to operate normally or exhibits change in performance, or has been dropped or its cabinet / chassis damaged.

### 6. Package

The package of this product has been tested, inspect the package before open, if any damage is found, notify to your dealer.

### 7. Hearing

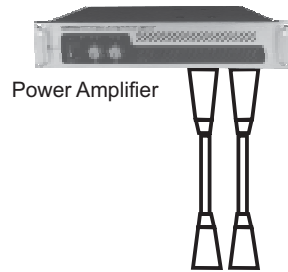
This product produce high acoustic levels may cause permanent hearing loss, (SPL in for a defined period of time).

### 8. Installations


This product should be installed on the floor with a specific stand, according to the max weight, or in suspension with a five points included in the cabinet (M10 × 1.5PH Length 30mm).

The suspension of more speaker cabinet in a vertical array is NOT advised.

# 1. PS 2 PASSIVE SPEAKER CABINET QUICK START



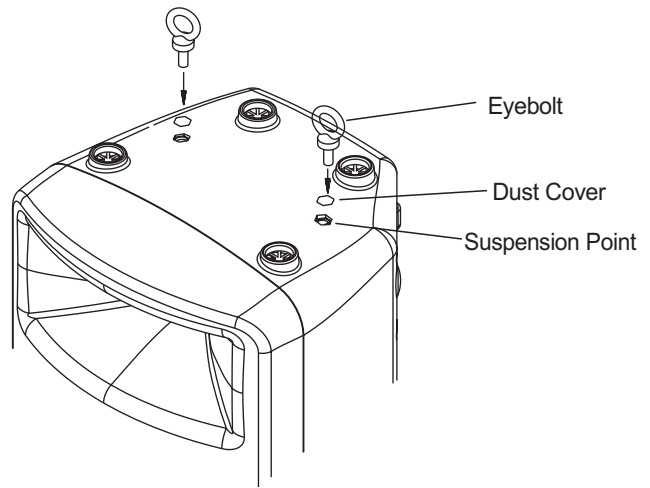
## 2. PS 2A ACTIVE SPEAKER CABINET QUICK START



### 3. SUSPENSION POINT

The PS 2/2A speaker cabinet also provides the suspension points for fixed installation. How to use them?

First, open the dust covers, and the next, mount the flying rings to the suspension points (M10×1.5PH LENGTH: 30mm). For further details, please refer to the right illustration.



### 4. TECHNICAL SPECIFICATIONS

Descriptions	PS 2
System type	2 - way vented box
Continuous Power	120 Watt AES Standard
Peak Power Rating	240 Watt Peak
Sensitivity at 1W, 1mt	96dB SPL
Max SPL at 1mt	117dB SPL
Frequency Response	60Hz / 20kHz +/- 10dB
Impedance	8 ohm Nominal
Crossover Frequency	2450Hz 12dB/Oct
Lower - Frequency	10" / 266mm - 1.5" Voice Coil
High - Frequency	1" Compression Driver - 1" Voice Coil
High Frequency Protection	Electronic Dynamic Protection
Dimensions HxWxD	595mm x 320mm x 334.5mm (23.4" x 12.6" x 13.2")
Net Weight kg/lbs	9.27kg / 20.44lbs
Gross Weight lbs/kg	12.45kg / 27.45lbs
Shipping Volume	3.68CFT

The AES 2 - 1984 Standard specification by Audio Engineering Society, is representative and commonly used for the measure in Professional Sound Reinforcement.

It is defined as the square of the RMS voltage generated with a pre-defined and band-passed Pink Noise Signal, applied continuously for 2 hours, on the assembled speaker cabinet.

In this way, the declared power of ALTO passive speaker cabinet, is comparable to the RMS voltage value, measured on the equivalent power amplifier for the same value of impedance.

Descriptions	PS 2A
Powered System type	Bi-Amp. with analog processor
LOW Output Power	150W RMS Bridge Class AB
HIGH Output Power	50W RMS Class AB
Max SPL at 1m	118dB SPL
Frequency Response	55Hz / 20kHz +/- 10dB
Impedance Low - High	Low 8Ohm - High 8Ohm
Crossover Frequency	Complex EQ processor
Protection Low - High	Limiter / Compressor plus PTC
Low - Frequency	10" / 266mm - 1.5" voice coil
High - Frequency	1" Compression Driver - 1" Voice Coil
Horn Coverage H° x V°	90° H x 45° V
Input Sensitivity	Line + 4dB / 1.23V
Input Impedance	30kohms Balanced - 15kohms Unbalanced
Connectors	Input with Jack / Link with XLR
Plastic Reinforced Cabinet	Trapezoidal & Monitor shape
Hardware Suspension	Seven suspension points
Amplifier Protections	Soft Start - Short Circuit - DC voltage - Thermal Protection
External Control	Volume - Clip - Ground Switch
Power Supply	230Volt / 115Volt 50 /60Hz
Dimensions HxWxD	595mm x 320mm x 334.5mm (23.4" x 12.6" x 13.2")
Net Weight kg/lbs	11.60kg / 25.57lbs
Gross Weight lbs/kg	14.78kg / 32.58lbs
Shipping Volume	3.68CFT

**SEIKAKU TECHNICAL GROUP LIMITED**  
**No. 1, Lane 17, Sec. 2, Han Shi West Road, Taichung 40151, Taiwan**  
**<http://www.altoproaudio.com> Tel: 886-4-22313737**  
**email: [alto@altoproaudio.com](mailto:alto@altoproaudio.com) Fax: 886-4-22346757**

All rights reserved to ALTO. All features and content might be changed without prior notice. Any photocopy, translation, or reproduction of part of this manual without written permission is forbidden. Copyright © 2005 SEIKAKU GROUP

## Free Manuals Download Website

<http://myh66.com>

<http://usermanuals.us>

<http://www.somanuals.com>

<http://www.4manuals.cc>

<http://www.manual-lib.com>

<http://www.404manual.com>

<http://www.luxmanual.com>

<http://aubethermostatmanual.com>

Golf course search by state

<http://golfingnear.com>

Email search by domain

<http://emailbydomain.com>

Auto manuals search

<http://auto.somanuals.com>

TV manuals search

<http://tv.somanuals.com>