


Suggested Settings


Here follows four sample settings to act as starting points from which to develop your own sounds.
N.B. Volume should be adjusted to taste.

Clean




Out

Blues




Out

Rock



Out

Metal/Thrash



In

Marshall

Marshall Amplification plc

Denbigh Road, Bletchley, Milton Keynes, MK1 1DQ, England

Tel : [01908] 375411 Fax : [01908] 376118

Web Site - <http://www.marshallamps.com>

Whilst the information contained herein is correct at the time of publication, due to our policy of constant improvement and development, Marshall Amplification plc reserve the right to alter specifications without prior notice.

Marshall
AMPLIFICATION



**10 watt
Guitar Amplifier**

G10MK.II

Marshall



From Jim Marshall

I would like to thank you personally for selecting one of our **Marshall MG Series** guitar combos. Your new amplifier has been designed by the same team of British designers who created all of the great Marshall amps. It is built to the customary exacting Marshall standards and will give you an incredible spectrum of sounds to complement a wide range of playing styles, as well as being designed to stand the test of time.

The Marshall name has adorned many of Britain's finest amps, from the early 1960's through to the present day. Some of the original vintage amps have become highly sought after by both amp collectors and working guitarists alike.

This new line of transistor guitar and bass guitar combos have been released to unanimous acclaim. Your combo is part of a new breed of Marshall amplifier, which has benefited from years of experience and continual investment in research and development.

Not only is the sound quality of your Marshall MG Series amp of a standard that you would only expect to come from our own design team, you will also find that the front panel is exceptionally easy to understand and intuitive to use.

I would like to wish you every success with your new Marshall MG Series amplifier, which I am sure you will find a pleasure to play for years to come.

Yours Sincerely,

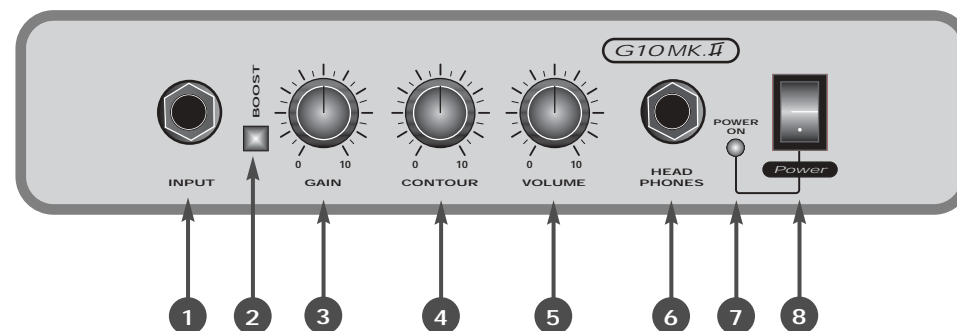
WARNING! - Important safety instructions

PLEASE READ THE FOLLOWING LIST CAREFULLY

- A. **THE PLUG** attached to the mains lead provided is wired in accordance with the following colour code: **Blue** - Neutral. **Green/Yellow** - Earth. **Brown** - Live (UK Only).
- B. **ALWAYS** ensure that the value of the fuse corresponds to the rating marked on the plug.
- C. **DO NOT** use your Marshall MG amp in damp or wet conditions.
- D. **ALWAYS** have this equipment serviced or repaired by competent, qualified personnel.
- E. **PLEASE READ** this instruction manual carefully before switching on.
- F. **WARNING** This apparatus must be earthed.

KEEP THESE INSTRUCTIONS

G10MK.II Front Panel Features



1. **Input Jack**
Plug your guitar in here.
2. **Boost Switch**
Switches the combo from clean to distortion. Switch in gives distortion - Switch out gives clean.
3. **Gain**
This controls the amount of distortion in your guitar sound. With the Boost Switch out you will notice your sound crunching up at higher gain settings, ideal for vintage blues or classic rock. For maximum distortion, push the Boost Switch in and turn the Gain Control full up.
4. **Contour**
The Contour control shifts the mid-range frequencies in your guitar tone. By turning the Contour control fully anti-clockwise you will scoop most of the middle frequencies out of your sound, ideal for thrash tones if combined with high gain settings. By turning the control fully clockwise you can get some great fusion type tones. Experiment with this control to find your favourite settings.
5. **Volume**
Controls the overall volume of the amp.
6. **Headphone Jack**
Plug your headphones in here. This will disconnect the internal speaker.
7. **LED**
Indicates the operating status of the amp. Red indicates that the amp is switched on.
8. **Power Switch**
Switches the mains power to the combo on/off.

Free Manuals Download Website

<http://myh66.com>

<http://usermanuals.us>

<http://www.somanuals.com>

<http://www.4manuals.cc>

<http://www.manual-lib.com>

<http://www.404manual.com>

<http://www.luxmanual.com>

<http://aubethermostatmanual.com>

Golf course search by state

<http://golfingnear.com>

Email search by domain

<http://emailbydomain.com>

Auto manuals search

<http://auto.somanuals.com>

TV manuals search

<http://tv.somanuals.com>