

KODAK VISION2 500T Color Negative Film 5218 / 7218 / SO-218



KODAK VISION2 500T Color Negative Film 5218 / 7218 / SO-218 is a high-speed, tungsten-balanced color negative film with the finest grain available in a 500T product. The toe speed has been optimized to give enhanced shadow detail and improved shadow neutrality. It delivers true, natural color over a wide range of exposures. The curve shape of this film is very linear contributing to the overall neutrality and flesh-to-neutral tone reproduction. This film delivers improved performance for special effects and digital compositing. The neutral tone scale provides easier color timing and grading in postproduction. KODAK VISION2 500T Color Negative Film delivers clean, crisp images.

BASE

KODAK VISION2 500T Color Negative Films 5218 and 7218 have an acetate safety base with rem-jet backing.

KODAK VISION2 500T Color Negative Film SO-218 has an ESTAR Safety Base with rem-jet backing

DARKROOM RECOMMENDATIONS

Do not use a safelight. Handle unprocessed film in total darkness.

STORAGE

Store unexposed film at 13°C (55°F) or lower. For extended storage, store at -18°C (0°F) or lower. Process exposed film promptly. Store processed film according to the recommendations in ANSI/PIMA IT9.11-1998: for medium-term storage (minimum of ten years), store at 10°C (50°F) or lower at a relative humidity of 20 to 30 percent; for extended-term storage (for preservation of material having permanent value), store at 2°C (35°F) or lower at a relative humidity of 20 to 30 percent. For active use, store at 25°C (77°F) or lower, at a relative humidity of 50 +/- 5 percent. This relates to optimized film handling rather than preservation; static, dust-attraction and curl-related problems are generally minimized at the higher relative humidity. After usage, the film should be returned to the appropriate medium- or long-term storage conditions as soon as possible.

For more information about medium- and long-term storage, see ANSI/PIMA IT9.11-1998, SMPTE RP131-2002, and KODAK Publications No. H-1, *KODAK Motion Picture Film* available online at <http://www.kodak.com/US/en/motion/support/h1>, and No. H-23, *The Book of Film Care*.

EXPOSURE INDEXES

Tungsten (3200K) - 500 Daylight¹ - 320

Use these indexes with incident- or reflected-light exposure meters and cameras marked for ISO or ASA speeds or exposure indexes. These indexes apply for meter readings of average subjects made from the camera position or for readings made from a gray card of 18-percent reflectance held close to and in front of the subject. For unusually light- or dark-colored subjects, decrease or increase the exposure indicated by the meter accordingly.

COLOR BALANCE

These films are balanced for exposure with tungsten illumination (3200K). You can also expose them with tungsten lamps that have slightly higher or lower color temperatures (+/- 150K) without correction filters, since final color balancing can be done in printing. For other light sources, use the correction filters in the table below.

Light Source	KODAK Filters on Camera ¹	Exposure Index
Tungsten (3000 K)	WRATTEN Gelatin No. 82B	320
Tungsten (3200 K)	None	500
Tungsten photoflood (3400 K)	None	500
Daylight (5500 K)	WRATTEN Gelatin No. 85	320
White-Flame Arcs	WRATTEN Gelatin No. 85B	200
Yellow-Flame Arcs	Color Compensating 20Y	320
OPTIMA 32	None	500
VITALITE	WRATTEN Gelatin No. 85	320
Fluorescent, Cool White ²	WRATTEN Gelatin No. 85 + 10M	200
Fluorescent, Deluxe Cool White ²	WRATTEN Gelatin No. 85C + 10R	320
Metal Halide	WRATTEN Gelatin No. 85	320

¹ These are approximate corrections only. Make final corrections during printing.

² These are starting-point recommendations for trial exposures. If the kind of lamp is unknown, a KODAK Color Compensating Filter CC 40R can be used with an exposure index (EI) of 250.

Note: Consult the manufacturer of high-intensity ultraviolet lamps for safety information on ultraviolet radiation and ozone generation.

1. With a KODAK WRATTEN Gelatin Filter No. 85.

EXPOSURE TABLE - TUNGSTEN LIGHT

At 24 frames per second (fps), 170-degree shutter opening:

Lens Aperture	f/1.4	f/2	f/2.8	f/4	f/5.6	f/8	f/11	f/16
Footcandles Required	5	10	20	40	80	160	320	640

Use this table for average subjects that contain a combination of light, medium, and dark colors. When a subject includes only pastels, use at least 1/2 stop less exposure; dark colors require 1/2 stop more exposure.

Lighting Contrast -

The recommended ratio of key-light-plus-fill-light to fill light is 2:1 or 3:1. However, you may use 4:1 or greater when a particular look is desired.

RECIPROCITY CHARACTERISTICS

You do not need to make any filter corrections or exposure adjustments for exposure times from 1/1000 to 1/10 of a second. If your exposure is in the 1 second range, it is recommended that you increase your exposure by 2/3 stop and use a KODAK Color Compensating Filter CC 10R. If your exposure is in the 10-second range, it is recommended that you increase your exposure by 1 stop and use a KODAK Color Compensating Filter CC 10R.

PROCESSING

Process in Process ECN-2.

Most commercial motion-picture laboratories provide a processing service for these films. See KODAK Publication No. H-24.07, *Processing KODAK Color Negative Motion Picture Films, Module 7* available online at <http://www.kodak.com/US/en/motion/support/processing/h24m7.shtml>, for more information on the solution formulas and the procedure for machine processing these films. There are also pre-packaged kits available for preparing the processing solutions. For more information on the EASTMAN ECN-2 Kit Chemicals, check Kodak's Motion Picture Films for Professional Use price catalog.

IDENTIFICATION

After processing, the product code numbers 5218 (35 mm), 7218 (16 mm), or SO-218 (16, 35, and 65 mm; edgeprint shows 0218) emulsion, roll, and strip number identification, KEYCODE Numbers, and manufacturer/film identification code (EH) are visible along the length of the film.

LABORATORY AIM DENSITIES (LAD)

To maintain optimum quality and consistency in the final prints, the laboratory must carefully control the color timing, printing, and duplicating procedures. To aid in color timing and curve placement, negative originals should be timed relative to Laboratory Aim Density (LAD) Control Film supplied by Eastman Kodak Company.² The LAD Control Film provides both objective sensitometric control and subjective verification of the duplicating procedures used by the laboratory.

In the LAD Control Method,³ the electronic color analyzer used for color timing is set-up with the LAD Control Film to produce a gray video display of the LAD patch, corresponding to 1.0 neutral density (gray) on the print. The negative printing original is then scene-to-scene timed. There are specific LAD values for each type of print or duplicating film that the original can be printed on. For print films, the LAD patch is printed to a neutral gray of 1.0 visual density. For duplicating films, the specified aims are at the center of the usable straight-line portion of the sensitometric curve of the film.

Due to normal variations in exposure and processing of color negative films, particular scenes may not print exactly at the same printer lights as the LAD Control Film. The LAD Control Film is intended as a set-up tool for electronic color analyzers and printers. It is NOT a reference that every scene must match. Normal film-to-film and scene-to-scene exposure variability is accommodated by the color timing (grading) process, on an electronic color analyzer set up with the LAD Control Film. Normally exposed and processed color negatives will typically print well within the range of an additive printer setup with the LAD Control Film, although SIGNIFICANT or UNEXPECTED departures from this center point balance may indicate an exposure/filtration problem with the cinematography or with the process control. Some specialized films and/or specialized negative processing techniques (push-processing, pull-processing, "skip-bleach" processing, etc.) may require more extreme adjustment from the LAD printing condition to attain desired results.

More information is contained in KODAK Publication H-61, *Laboratory Aim Density*, available online at: <http://www.kodak.com/US/en/motion/support/h61/>.

2. Direct any inquiries to one of the regional sales offices.

3. Use of the LAD Control Method is described in the paper, "A Simplified Motion-Picture Laboratory Control Method for Improved Color Duplication," by John P. Pytlak and Alfred W. Fleischer in the October 1976 SMPTE Journal.

FILM-TO-VIDEO TRANSFERS

When you transfer the film directly to video, you can set up the telecine using KODAK Telecine Analysis Film (TAF) supplied by Eastman Kodak Company. The TAF consists of a neutral density scale and an eight-bar color test pattern with a LAD gray surround.

The TAF gray scale provides the telecine operator (colorist) with an effective way to adjust subcarrier balance and to center the telecine controls before timing and transferring a film. The TAF color bars provide the utility of electronic color bars, even though they do not precisely match the electronically generated color bars. Using the TAF will help obtain optimum quality and consistency in the film-to-video transfer. For more information regarding TAF, see KODAK Publication No. H-9, *TAF User's Guide*.

IMAGE STRUCTURE

The modulation-transfer and diffuse rms granularity curves were generated from samples of 5218 Film exposed with tungsten light and processed as recommended in Process ECN-2 chemicals. For more information on image-structure characteristics, see KODAK Publication No. H-1, *KODAK Motion Picture Film* available online at <http://www.kodak.com/US/en/motion/support/h1>.

MTF

The "perceived" sharpness of any film depends on various components of the motion picture production system. The camera and projector lenses and film printers, among other factors, all play a role. But the specific sharpness of a film can be measured and charted in the Modulation Transfer Curve.

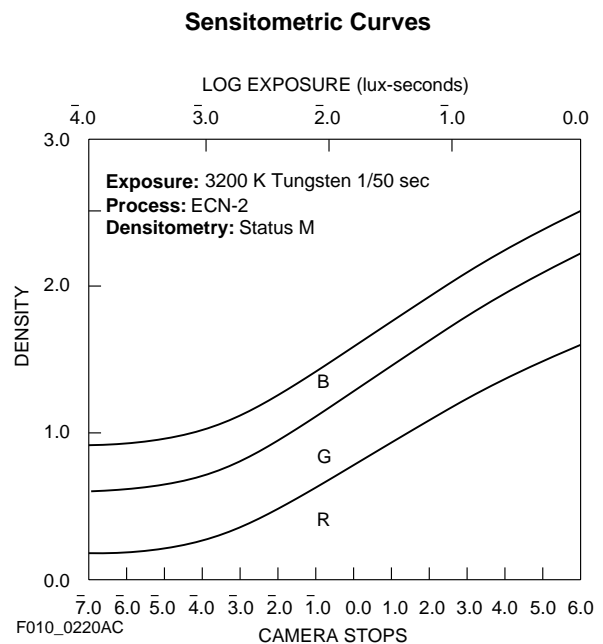
rms Granularity:

Refer to curve.

Read with a microdensitometer, (red, green, blue) using a 48-micrometer aperture.

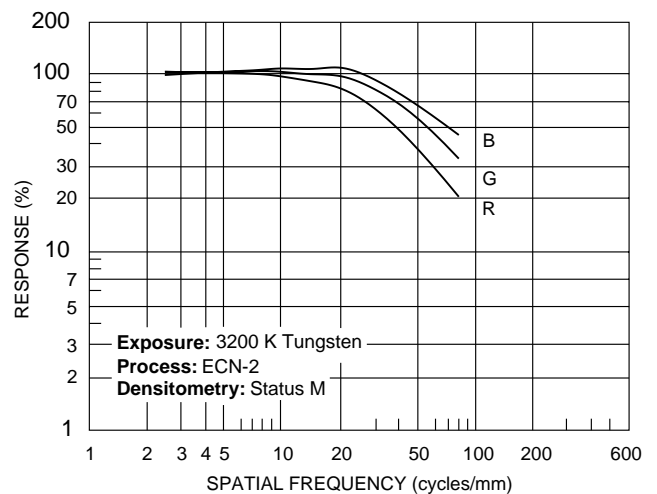
The "perception" of the graininess of any film is highly dependent on scene content, complexity, color, and density. Other factors, such as film age, processing, exposure conditions, and telecine transfer may also have significant effects.

CURVES



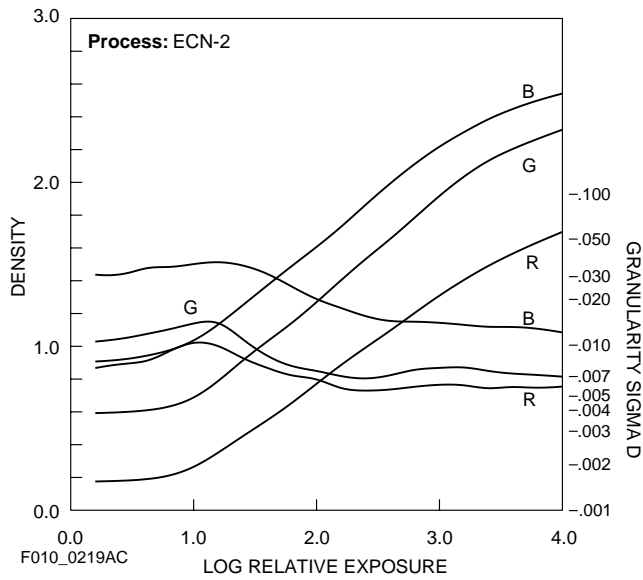
The curves describe this film's response to red, green, and blue light. Sensitometric curves determine the change in density on the film for a given change in log exposure.⁴

Modulation-Transfer Function Curves



This graph shows a measure of the visual sharpness of this film. The x-axis, "Spatial Frequency," refers to the number of sine waves per millimeter that can be resolved. The y-axis, "Response," corresponds to film sharpness. The longer and flatter the line, the more sine waves per millimeter that can be resolved with a high degree of sharpness—and, the sharper the film.

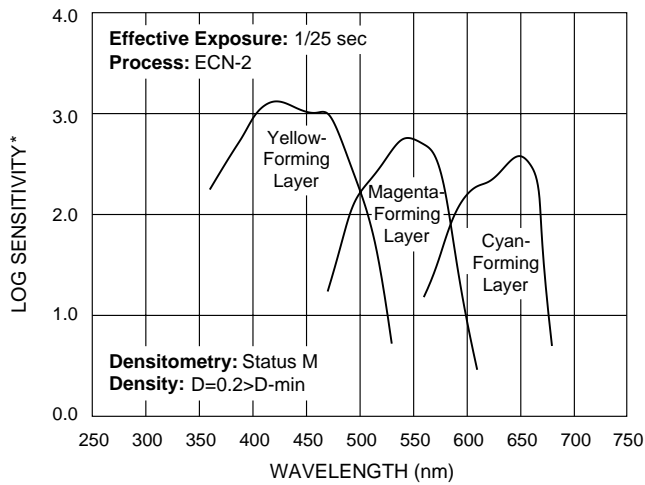
Diffuse rms Granularity Curves



To find the rms Granularity value for a given density, find the density on the left vertical scale and follow horizontally to the characteristic curve and then go vertically (up or down) to the granularity curve. At that point, follow horizontally to the Granularity Sigma D scale on the right. Read the number and multiply by 1000 for the rms value.

Note: This curve represents granularity based on modified measuring techniques.⁴

Spectral Sensitivity Curves



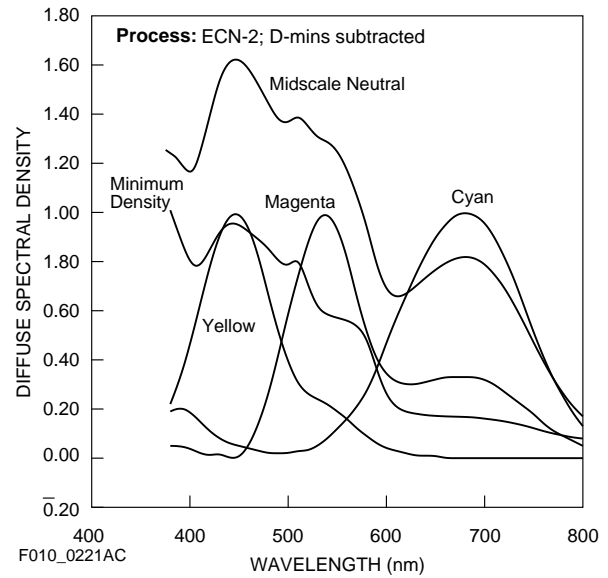
*Sensitivity = reciprocal of exposure (erg/cm²) required to produce specified density

F010_0218AC

These curves depict the sensitivity of this film to the spectrum of light. They are useful for determining, modifying, and optimizing exposure for blue- and green-screen special-effects work.

4.NOTE: Sensitometric and Diffuse RMS Granularity curves are produced on different equipment. A slight variation in curve shape may be noticed.

Spectral Dye Density Curves



These curves depict the spectral absorptions of the dyes formed when the film is processed. They are useful for adjusting or optimizing any device that scans or prints the film.

Note: Cyan, Magenta, and Yellow Dye Curves are peak-normalized.

NOTICE: The sensitometric curves and data in this publication represent product tested under the conditions of exposure and processing specified. They are representative of production coatings, and therefore do not apply directly to a particular box or roll of photographic material. They do not represent standards or specifications that must be met by Eastman Kodak Company. The company reserves the right to change and improve product characteristics at any time.

SIZES AVAILABLE

Standard Products Available

Identification No.	Length in Metres (Feet)	Core	Description	Perforations
35 mm SP239	610 (2000)	Y		BH-4740 (BH-1866)
35 mm SP417	30 (100)	S-83 100-ft. spool		BH-4740 (BH-1866)
35 mm SP718	61 (200)	U		BH-4740 (BH-1866)
35 mm SP718	122 (400)	U		BH-4740 (BH-1866)
35 mm SP718	305 (1000)	U		BH-4740 (BH-1866)
16 mm SP449	30 (100)	R-90 100-ft. spool		2R-7605 (2R-2994)
16 mm SP451	122 (400)	T		2R-7605 (2R-2994)
16 mm SP578	122 (400)	S-153 400-ft. spool		2R-7605 (2R-2994)
16 mm SP445*	61 (200)	A	Winding A	1R-7620 (1R-3000)
16 mm SP455	30 (100)	R-90 100-ft. spool	Winding B	1R-7605 (1R-2994)
16 mm SP457	122 (400)	T	Winding B	1R-7605 (1R-2994)
16 mm SP458	244 (800)	Z	Winding B	1R-7605 (1R-2994)
65 mm SP332	305 (1000)	P	Emulsion In	KS-4740 (KS-1866)

*for AATON A-MINIMA Cameras

MORE INFORMATION

Outside the United States and Canada, please contact your Kodak representative.

You can also visit our web site at www.kodak.com/go/motion for further information. You may want to bookmark our location so you can find us easily the next time.

Films	<i>Cinematographer's Field Guide</i> KODAK Publication No. H-2
Image Structure	<i>KODAK Motion Picture Film</i> KODAK Publication No. H-1
Specification Numbers	<i>Cinematographer's Field Guide</i> KODAK Publication No. H-2
Storage	<i>KODAK Motion Picture Film</i> KODAK Publication No. H-1 <i>The Book of Film Care</i> KODAK Publication No. H-23
LAD	<i>LAD—Laboratory Aim Density</i> KODAK Publication No. H-61
Transfer	<i>KODAK Telecine Analysis Film User's Guide</i> KODAK Publication No. H-822 <i>KODAK Telecine Exposure Calibration Film User's Guide</i> KODAK Publication No. H-807

KODAK VISION2 500T Color Negative Film 5218 / 7218 / SO-218

Kodak Locations

FOR DIRECT ORDERING IN THE UNITED STATES
AND CANADA: **1-800-621-FILM**

CHICAGO, ILLINOIS

Information: 630-910-4929

DALLAS, TEXAS

Information: 972-346-2979

HOLLYWOOD, CALIFORNIA

6700 Santa Monica Boulevard
Los Angeles, California
90038-1203

Information: 323-464-6131

NEW YORK, NEW YORK

360 West 31st Street
New York, New York
10001-2727

Information: 212-631-3418

LATIN AMERICA REGION

8600 NW 17th Street
Suite 200
Miami, Florida 33126-1006
Phone: 305-507-5146

VERDUN, QUEBEC

Kodak Canada, Inc.
4 Place du Commerce, Suite 100
Ile des Soeurs
Verdun, Quebec
Canada H3E 1J4
Information: 514-761-7001
Fax: 514-768-1563
Orders: 1-800-621-FILM (3456)
Fax Orders: 1-866-211-6311

TORONTO, ONTARIO

Kodak Canada Inc.
3500 Eglinton Avenue West
Toronto, Ontario
Canada M6M 1V3
1-800-621-FILM (3456)

BURNABY, BRITISH COLUMBIA

Kodak Canada, Inc.
4185 Still Creek Drive
Suite C150
Burnaby, British Columbia
Canada V5C 6G9
Tel: 1-800-621-FILM (3456)

EUROPEAN, AFRICAN, AND ME REGION

Eastman Kodak Company
Kodak Ltd. Kodak House
Hemel Hempstead
Herts, HP1 1JU England
Local: 01442-845-945
Fax: 01442-844-458

Eastman Kodak SA
29-31 Route de l'aeroport
Case postale 271
Le grand Sacconex, 1215
Geneve 15
Information: +41-22-747-2000
Fax: +41-22-747-2200

ASIA PACIFIC REGION

AUSTRALIA

Melbourne: 613-9353-2561
Toll free: 1-800-337-935

CHINA (Peoples Republic)

Beijing: 8610-6561-6561
Shanghai: 8621-6350-0888
Guangzhou: 8620-8319-8888

HONG KONG

Tel: 852-2564-9352

INDIA

91-22-652-6826

INDONESIA

62-21-570-5212

JAPAN

81-3-5644-5348

KOREA

82-2-708-5561

MALAYSIA

60-3-757-2722

NEW ZEALAND

64-9-302-8665

PAKISTAN

92-21-561-0150

PHILIPPINES

632-810-0331

SINGAPORE

65-476-9688

TAIWAN

886-2-2893-8108

THAILAND

66-2-271-3040 Ext. 310



Free Manuals Download Website

<http://myh66.com>

<http://usermanuals.us>

<http://www.somanuals.com>

<http://www.4manuals.cc>

<http://www.manual-lib.com>

<http://www.404manual.com>

<http://www.luxmanual.com>

<http://aubethermostatmanual.com>

Golf course search by state

<http://golfingnear.com>

Email search by domain

<http://emailbydomain.com>

Auto manuals search

<http://auto.somanuals.com>

TV manuals search

<http://tv.somanuals.com>